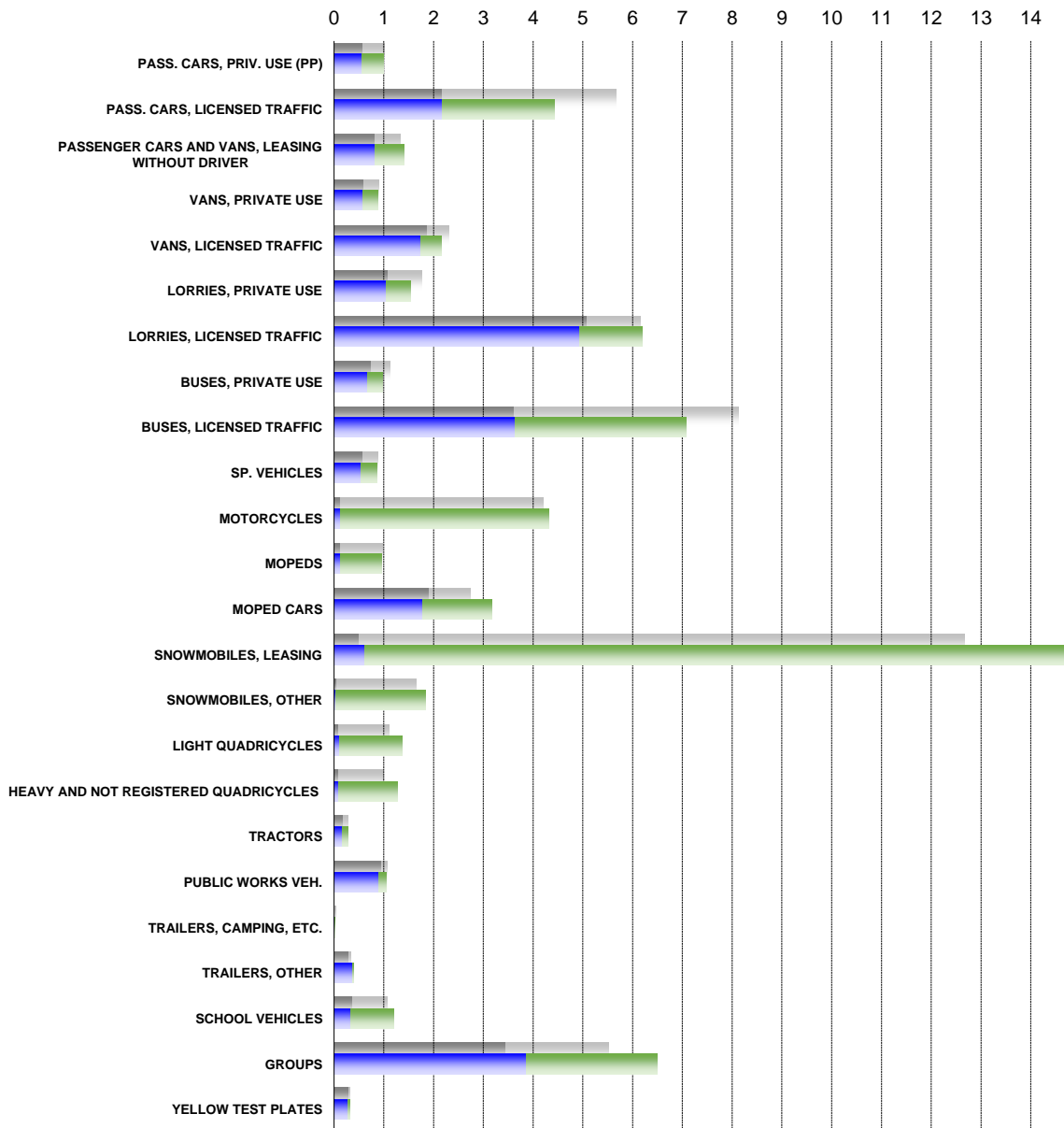


RISK STUDY ON MOTOR LIABILITY INSURANCE FOR 2022

AVERAGE COMPENSATIONS IN MOTOR LIABILITY INSURANCE BY VEHICLE GROUP PER POLICY YEAR IN 2016-2020

COMPENSATIONS / POLICY YEAR
(PP=1)



■ PROPERTY COMPENSATIONS* ■ PERSONAL COMPENSATIONS*

*Property and personal compensations for risk study 2021 are in the background

CLAIM SETTLEMENT RATES PER QUARTER (per number)

TABLE 1

QU	PROPERTY LOSSES						PERSONAL LOSSES						ALL LOSSES					
	P	L	B	M	OTHER	TOTAL	P	L	B	M	OTHER	TOTAL	P	L	B	M	OTHER	TOTAL
1	1,2210	1,2425	1,2559	1,1686	1,1914	1,2299	1,3552	1,6482	1,5070	1,2139	1,4216	1,3167	1,2380	1,2663	1,3079	1,1980	1,2082	1,2434
2	1,2210	1,2425	1,2559	1,1686	1,1914	1,2299	1,3552	1,6482	1,5070	1,2139	1,4216	1,3167	1,2380	1,2663	1,3079	1,1980	1,2082	1,2434
3	1,2210	1,2425	1,2559	1,1686	1,1914	1,2299	1,3552	1,6482	1,5070	1,2139	1,4216	1,3167	1,2380	1,2663	1,3079	1,1980	1,2082	1,2434
4	1,2210	1,2425	1,2559	1,1686	1,1914	1,2299	1,3552	1,6482	1,5070	1,2139	1,4216	1,3167	1,2380	1,2663	1,3079	1,1980	1,2082	1,2434
5	1,0077	1,0125	1,0308	1,0273	1,0099	1,0094	1,0274	1,1823	1,0837	1,0455	1,0465	1,0289	1,0104	1,0237	1,0430	1,0392	1,0129	1,0126
6	1,0077	1,0125	1,0308	1,0273	1,0099	1,0094	1,0274	1,1823	1,0837	1,0455	1,0465	1,0289	1,0104	1,0237	1,0430	1,0392	1,0129	1,0126
7	1,0077	1,0125	1,0308	1,0273	1,0099	1,0094	1,0274	1,1823	1,0837	1,0455	1,0465	1,0289	1,0104	1,0237	1,0430	1,0392	1,0129	1,0126
8	1,0077	1,0125	1,0308	1,0273	1,0099	1,0094	1,0274	1,1823	1,0837	1,0455	1,0465	1,0289	1,0104	1,0237	1,0430	1,0392	1,0129	1,0126
9	1,0027	1,0033	1,0232	1,0180	1,0031	1,0033	1,0140	1,1450	1,0553	1,0354	1,0277	1,0151	1,0043	1,0129	1,0307	1,0294	1,0052	1,0052
10	1,0027	1,0033	1,0232	1,0180	1,0031	1,0033	1,0140	1,1450	1,0553	1,0354	1,0277	1,0151	1,0043	1,0129	1,0307	1,0294	1,0052	1,0052
11	1,0027	1,0033	1,0232	1,0180	1,0031	1,0033	1,0140	1,1450	1,0553	1,0354	1,0277	1,0151	1,0043	1,0129	1,0307	1,0294	1,0052	1,0052
12	1,0027	1,0033	1,0232	1,0180	1,0031	1,0033	1,0140	1,1450	1,0553	1,0354	1,0277	1,0151	1,0043	1,0129	1,0307	1,0294	1,0052	1,0052
13	1,0013	1,0011	1,0216	1,0154	1,0013	1,0016	1,0101	1,1348	1,0487	1,0318	1,0226	1,0110	1,0025	1,0102	1,0279	1,0261	1,0031	1,0031
14	1,0013	1,0011	1,0216	1,0154	1,0013	1,0016	1,0101	1,1348	1,0487	1,0318	1,0226	1,0110	1,0025	1,0102	1,0279	1,0261	1,0031	1,0031
15	1,0013	1,0011	1,0216	1,0154	1,0013	1,0016	1,0101	1,1348	1,0487	1,0318	1,0226	1,0110	1,0025	1,0102	1,0279	1,0261	1,0031	1,0031
16	1,0013	1,0011	1,0216	1,0154	1,0013	1,0016	1,0101	1,1348	1,0487	1,0318	1,0226	1,0110	1,0025	1,0102	1,0279	1,0261	1,0031	1,0031
17	1,0010	1,0006	1,0210	1,0145	1,0007	1,0011	1,0083	1,1305	1,0465	1,0300	1,0201	1,0091	1,0020	1,0095	1,0270	1,0247	1,0023	1,0024
18	1,0010	1,0006	1,0210	1,0145	1,0007	1,0011	1,0083	1,1305	1,0465	1,0300	1,0201	1,0091	1,0020	1,0095	1,0270	1,0247	1,0023	1,0024
19	1,0010	1,0006	1,0210	1,0145	1,0007	1,0011	1,0083	1,1305	1,0465	1,0300	1,0201	1,0091	1,0020	1,0095	1,0270	1,0247	1,0023	1,0024
20	1,0010	1,0006	1,0210	1,0145	1,0007	1,0011	1,0083	1,1305	1,0465	1,0300	1,0201	1,0091	1,0020	1,0095	1,0270	1,0247	1,0023	1,0024
21	1,0008	1,0005	1,0205	1,0137	1,0005	1,0009	1,0070	1,1300	1,0451	1,0283	1,0190	1,0077	1,0017	1,0093	1,0263	1,0233	1,0021	1,0020
22	1,0008	1,0005	1,0205	1,0137	1,0005	1,0009	1,0070	1,1300	1,0451	1,0283	1,0190	1,0077	1,0017	1,0093	1,0263	1,0233	1,0021	1,0020
23	1,0008	1,0005	1,0205	1,0137	1,0005	1,0009	1,0070	1,1300	1,0451	1,0283	1,0190	1,0077	1,0017	1,0093	1,0263	1,0233	1,0021	1,0020
24	1,0008	1,0005	1,0205	1,0137	1,0005	1,0009	1,0070	1,1300	1,0451	1,0283	1,0190	1,0077	1,0017	1,0093	1,0263	1,0233	1,0021	1,0020
25	1,0008	1,0005	1,0203	1,0128	1,0004	1,0008	1,0060	1,1290	1,0443	1,0276	1,0178	1,0068	1,0015	1,0093	1,0259	1,0225	1,0019	1,0018
26	1,0008	1,0005	1,0203	1,0128	1,0004	1,0008	1,0060	1,1290	1,0443	1,0276	1,0178	1,0068	1,0015	1,0093	1,0259	1,0225	1,0019	1,0018
27	1,0008	1,0005	1,0203	1,0128	1,0004	1,0008	1,0060	1,1290	1,0443	1,0276	1,0178	1,0068	1,0015	1,0093	1,0259	1,0225	1,0019	1,0018
28	1,0008	1,0005	1,0203	1,0128	1,0004	1,0008	1,0060	1,1290	1,0443	1,0276	1,0178	1,0068	1,0015	1,0093	1,0259	1,0225	1,0019	1,0018
29	1,0007	1,0004	1,0203	1,0123	1,0004	1,0007	1,0055	1,1263	1,0440	1,0268	1,0168	1,0061	1,0014	1,0090	1,0259	1,0218	1,0018	1,0016
30	1,0007	1,0004	1,0203	1,0123	1,0004	1,0007	1,0055	1,1263	1,0440	1,0268	1,0168	1,0061	1,0014	1,0090	1,0259	1,0218	1,0018	1,0016
31	1,0007	1,0004	1,0203	1,0123	1,0004	1,0007	1,0055	1,1263	1,0440	1,0268	1,0168	1,0061	1,0014	1,0090	1,0259	1,0218	1,0018	1,0016
32	1,0007	1,0004	1,0203	1,0123	1,0004	1,0007	1,0055	1,1263	1,0440	1,0268	1,0168	1,0061	1,0014	1,0090	1,0259	1,0218	1,0018	1,0016
33	1,0006	1,0003	1,0203	1,0120	1,0004	1,0006	1,0047	1,1255	1,0440	1,0258	1,0160	1,0053	1,0012	1,0089	1,0259	1,0210	1,0017	1,0014
34	1,0006	1,0003	1,0203	1,0120	1,0004	1,0006	1,0047	1,1255	1,0440	1,0258	1,0160	1,0053	1,0012	1,0089	1,0259	1,0210	1,0017	1,0014
35	1,0006	1,0003	1,0203	1,0120	1,0004	1,0006	1,0047	1,1255	1,0440	1,0258	1,0160	1,0053	1,0012	1,0089	1,0259	1,0210	1,0017	1,0014
36	1,0006	1,0003	1,0203	1,0120	1,0004	1,0006	1,0047	1,1255	1,0440	1,0258	1,0160	1,0053	1,0012	1,0089	1,0259	1,0210	1,0017	1,0014
37	1,0006	1,0002	1,0203	1,0119	1,0003	1,0006	1,0041	1,1242	1,0436	1,0249	1,0150	1,0046	1,0011	1,0087	1,0258	1,0204	1,0015	1,0013
38	1,0006	1,0002	1,0203	1,0119	1,0003	1,0006	1,0041	1,1242	1,0436	1,0249	1,0150	1,0046	1,0011	1,0087	1,0258	1,0204	1,0015	1,0013
39	1,0006	1,0002	1,0203	1,0119	1,0003	1,0006	1,0041	1,1242	1,0436	1,0249	1,0150	1,0046	1,0011	1,0087	1,0258	1,0204	1,0015	1,0013
40	1,0006	1,0002	1,0203	1,0119	1,0003	1,0006	1,0041	1,1242	1,0436	1,0249	1,0150	1,0046	1,0011	1,0087	1,0258	1,0204	1,0015	1,0013

CLAIM SETTLEMENT RATES PER QUARTER (per €)

TABLE 2

QU	PROPERTY COMPENSATION						PERSONAL COMPENSATION*						TOTAL*					
	P	L	B	M	OTHER	TOTAL	P	L	B	M	OTHER	TOTAL	P	L	B	M	OTHER	TOTAL
1	1,2451	1,3722	1,3724	1,2037	1,2988	1,2681	3,4724	4,7440	3,9635	2,5979	3,5305	3,1860	1,6087	1,5694	1,8519	2,3425	1,5267	1,6558
2	1,2451	1,3722	1,3724	1,2037	1,2988	1,2681	3,4724	4,7440	3,9635	2,5979	3,5305	3,1860	1,6087	1,5694	1,8519	2,3425	1,5267	1,6558
3	1,2451	1,3722	1,3724	1,2037	1,2988	1,2681	3,4724	4,7440	3,9635	2,5979	3,5305	3,1860	1,6087	1,5694	1,8519	2,3425	1,5267	1,6558
4	1,2451	1,3722	1,3724	1,2037	1,2988	1,2681	3,4724	4,7440	3,9635	2,5979	3,5305	3,1860	1,6087	1,5694	1,8519	2,3425	1,5267	1,6558
5	1,0105	1,0271	1,0390	1,0315	1,0316	1,0166	1,8807	2,2192	2,0377	1,7438	1,9246	1,8454	1,2074	1,1349	1,2893	1,6374	1,1586	1,2318
6	1,0105	1,0271	1,0390	1,0315	1,0316	1,0166	1,8807	2,2192	2,0377	1,7438	1,9246	1,8454	1,2074	1,1349	1,2893	1,6374	1,1586	1,2318
7	1,0105	1,0271	1,0390	1,0315	1,0316	1,0166	1,8807	2,2192	2,0377	1,7438	1,9246	1,8454	1,2074	1,1349	1,2893	1,6374	1,1586	1,2318
8	1,0105	1,0271	1,0390	1,0315	1,0316	1,0166	1,8807	2,2192	2,0377	1,7438	1,9246	1,8454	1,2074	1,1349	1,2893	1,6374	1,1586	1,2318
9	1,0040	1,0083	1,0321	1,0263	1,0201	1,0080	1,6018	1,8044	1,7074	1,5212	1,6136	1,5787	1,1560	1,0936	1,2238	1,4551	1,1171	1,1729
10	1,0040	1,0083	1,0321	1,0263	1,0201	1,0080	1,6018	1,8044	1,7074	1,5212	1,6136	1,5787	1,1560	1,0936	1,2238	1,4551	1,1171	1,1729
11	1,0040	1,0083	1,0321	1,0263	1,0201	1,0080	1,6018	1,8044	1,7074	1,5212	1,6136	1,5787	1,1560	1,0936	1,2238	1,4551	1,1171	1,1729
12	1,0040	1,0083	1,0321	1,0263	1,0201	1,0080	1,6018	1,8044	1,7074	1,5212	1,6136	1,5787	1,1560	1,0936	1,2238	1,4551	1,1171	1,1729
13	1,0025	1,0028	1,0306	1,0242	1,0161	1,0056	1,4521	1,5792	1,5132	1,3886	1,4522	1,4313	1,1253	1,0720	1,1796	1,3436	1,0937	1,1372
14	1,0025	1,0028	1,0306	1,0242	1,0161	1,0056	1,4521	1,5792	1,5132	1,3886	1,4522	1,4313	1,1253	1,0720	1,1796	1,3436	1,0937	1,1372
15	1,0025	1,0028	1,0306	1,0242	1,0161	1,0056	1,4521	1,5792	1,5132	1,3886	1,4522	1,4313	1,1253	1,0720	1,1796	1,3436	1,0937	1,1372
16	1,0025	1,0028	1,0306	1,0242	1,0161	1,0056	1,4521	1,5792	1,5132	1,3886	1,4522	1,4313	1,1253	1,0720	1,1796	1,3436	1,0937	1,1372
17	1,0023	1,0019	1,0294	1,0199	1,0065	1,0035	1,3491	1,4173	1,3920	1,3033	1,3239	1,3302	1,1021	1,0567	1,1478	1,2701	1,0669	1,1095
18	1,0023	1,0019	1,0294	1,0199	1,0065	1,0035	1,3491	1,4173	1,3920	1,3033	1,3239	1,3302	1,1021	1,0567	1,1478	1,2701	1,0669	1,1095
19	1,0023	1,0019	1,0294	1,0199	1,0065	1,0035	1,3491	1,4173	1,3920	1,3033	1,3239	1,3302	1,1021	1,0567	1,1478	1,2701	1,0669	1,1095
20	1,0023	1,0019	1,0294	1,0199	1,0065	1,0035	1,3491	1,4173	1,3920	1,3033	1,3239	1,3302	1,1021	1,0567	1,1478	1,2701	1,0669	1,1095
21	1,0021	1,0015	1,0288	1,0183	1,0056	1,0031	1,2762	1,3229	1,2955	1,2442	1,2607	1,2616	1,0842	1,0465	1,1201	1,2442	1,0561	1,0900
22	1,0021	1,0015	1,0288	1,0183	1,0056	1,0031	1,2762	1,3229	1,2955	1,2442	1,2607	1,2616	1,0842	1,0465	1,1201	1,2442	1,0561	1,0900
23	1,0021	1,0015	1,0288	1,0183	1,0056	1,0031	1,2762	1,3229	1,2955	1,2442	1,2607	1,2616	1,0842	1,0465	1,1201	1,2442	1,0561	1,0900
24	1,0021	1,0015	1,0288	1,0183	1,0056	1,0031	1,2762	1,3229	1,2955	1,2442	1,2607	1,2616	1,0842	1,0465	1,1201	1,2442	1,0561	1,0900
25	1,0019	1,0012	1,0268	1,0163	1,0050	1,0027	1,2248	1,2506	1,2334	1,2050	1,2087	1,2134	1,0706	1,0378	1,0998	1,1843	1,2087	1,0753
26	1,0019	1,0012	1,0268	1,0163	1,0050	1,0027	1,2248	1,2506	1,2334	1,2050	1,2087	1,2134	1,0706	1,0378	1,0998	1,1843	1,2087	1,0753
27	1,0019	1,0012	1,0268	1,0163	1,0050	1,0027	1,2248	1,2506	1,2334	1,2050	1,2087	1,2134	1,0706	1,0378	1,0998	1,1843	1,2087	1,0753
28	1,0019	1,0012	1,0268	1,0163	1,0050	1,0027	1,2248	1,2506	1,2334	1,2050	1,2087	1,2134	1,0706	1,0378	1,0998	1,1843	1,2087	1,0753
29	1,0017	1,0012	1,0269	1,0140	1,0047	1,0025	1,1819	1,2100	1,1900	1,1682	1,1628	1,1727	1,0586	1,0327	1,0858	1,1517	1,0380	1,0625
30	1,0017	1,0012	1,0269	1,0140	1,0047	1,0025	1,1819	1,2100	1,1900	1,1682	1,1628	1,1727	1,0586	1,0327	1,0858	1,1517	1,0380	1,0625
31	1,0017	1,0012	1,0269	1,0140	1,0047	1,0025	1,1819	1,2100	1,1900	1,1682	1,1628	1,1727	1,0586	1,0327	1,0858	1,1517	1,0380	1,0625
32	1,0017	1,0012	1,0269	1,0140	1,0047	1,0025	1,1819	1,2100	1,1900	1,1682	1,1628	1,1727	1,0586	1,0327	1,0858	1,1517	1,0380	1,0625
33	1,0016	1,0011	1,0269	1,0133	1,0046	1,0024	1,1390	1,1758	1,1556	1,1401	1,1332	1,1364	1,0461	1,0281	1,0743	1,1268	1,0323	1,0506
34	1,0016	1,0011	1,0269	1,0133	1,0046	1,0024	1,1390	1,1758	1,1556	1,1401	1,1332	1,1364	1,0461	1,0281	1,0743	1,1268	1,0323	1,0506
35	1,0016	1,0011	1,0269	1,0133	1,0046	1,0024	1,1390	1,1758	1,1556	1,1401	1,1332	1,1364	1,0461	1,0281	1,0743	1,1268	1,0323	1,0506
36	1,0016	1,0011	1,0269	1,0133	1,0046	1,0024	1,1390	1,1758	1,1556	1,1401	1,1332	1,1364	1,0461	1,0281	1,0743	1,1268	1,0323	1,0506
37	1,0017	1,0010	1,0270	1,0120	1,0045	1,0024	1,1094	1,1477	1,1173	1,1158	1,1085	1,1123	1,0372	1,0241	1,0610	1,1051	1,0273	1,0425
38	1,0017	1,0010	1,0270	1,0120	1,0045	1,0024	1,1094	1,1477	1,1173	1,1158	1,1085	1,1123	1,0372	1,0241	1,0610	1,1051	1,0273	1,0425
39	1,0017	1,0010	1,0270	1,0120	1,0045	1,0024	1,1094	1,1477	1,1173	1,1158	1,1085	1,1123	1,0372	1,0241	1,0610	1,1051	1,0273	1,0425
40	1,0017	1,0010	1,0270	1,0120	1,0045	1,0024	1,1094	1,1477	1,1173	1,1158	1,1085	1,1123	1,0372	1,0241	1,0610	1,1051	1,0273	1,0425

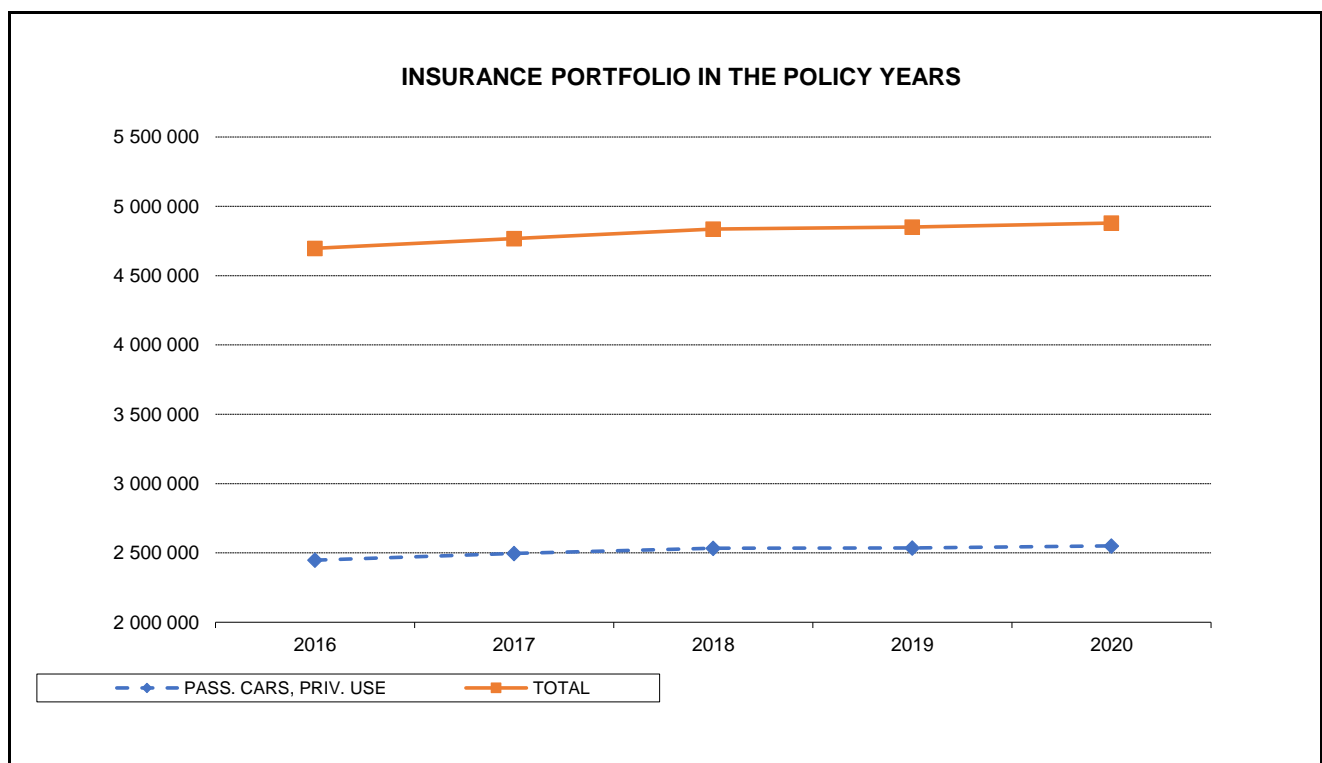
* Does not include provisions nor confirmed pensions

CLAIM SETTLEMENT RATES PER YEAR (per €)

TABLE 3

YR	CONFIRMED PENSIONS AND PROVISIONS						LOSSES MORE THAN 1,500,000 €
	P	L	B	M	OTHER	TOTAL	
1	2,9988	2,9988	2,9988	2,9988	2,9988	2,9988	2,9988
1,5							
2	1,6161	1,6161	1,6161	1,6161	1,6161	1,6161	1,6161
3	1,2934	1,2934	1,2934	1,2934	1,2934	1,2934	1,2934
4	1,1821	1,1821	1,1821	1,1821	1,1821	1,1821	1,1821
5	1,1383	1,1383	1,1383	1,1383	1,1383	1,1383	1,1383
6	1,0959	1,0959	1,0959	1,0959	1,0959	1,0959	1,0959
7	1,0942	1,0942	1,0942	1,0942	1,0942	1,0942	1,0942
8	1,0882	1,0882	1,0882	1,0882	1,0882	1,0882	1,0882
9	1,0688	1,0688	1,0688	1,0688	1,0688	1,0688	1,0688
10	1,0413	1,0413	1,0413	1,0413	1,0413	1,0413	1,0413
11	1,0414	1,0414	1,0414	1,0414	1,0414	1,0414	1,0414
12	1,0344	1,0344	1,0344	1,0344	1,0344	1,0344	1,0344
13	1,0158	1,0158	1,0158	1,0158	1,0158	1,0158	1,0158
14	1,0095	1,0095	1,0095	1,0095	1,0095	1,0095	1,0095
15	1,0111	1,0111	1,0111	1,0111	1,0111	1,0111	1,0111
16	1,0105	1,0105	1,0105	1,0105	1,0105	1,0105	1,0105
17	1,0074	1,0074	1,0074	1,0074	1,0074	1,0074	1,0074
18	1,0080	1,0080	1,0080	1,0080	1,0080	1,0080	1,0080
19	1,0094	1,0094	1,0094	1,0094	1,0094	1,0094	1,0094
20	1,0089	1,0089	1,0089	1,0089	1,0089	1,0089	1,0089
21	1,0121	1,0121	1,0121	1,0121	1,0121	1,0121	1,0121
22	1,0133	1,0133	1,0133	1,0133	1,0133	1,0133	1,0133
23	1,0136	1,0136	1,0136	1,0136	1,0136	1,0136	1,0136
24	1,0106	1,0106	1,0106	1,0106	1,0106	1,0106	1,0106
25	1,0107	1,0107	1,0107	1,0107	1,0107	1,0107	1,0107
26	1,0026	1,0026	1,0026	1,0026	1,0026	1,0026	1,0026
27	1,0007	1,0007	1,0007	1,0007	1,0007	1,0007	1,0007
28	1,0054	1,0054	1,0054	1,0054	1,0054	1,0054	1,0054
29	1,0123	1,0123	1,0123	1,0123	1,0123	1,0123	1,0123
30	1,0103	1,0103	1,0103	1,0103	1,0103	1,0103	1,0103
31	1,0100	1,0100	1,0100	1,0100	1,0100	1,0100	1,0100
32	1,0105	1,0105	1,0105	1,0105	1,0105	1,0105	1,0105
33	1,0098	1,0098	1,0098	1,0098	1,0098	1,0098	1,0098
34	1,0091	1,0091	1,0091	1,0091	1,0091	1,0091	1,0091
35	1,0084	1,0084	1,0084	1,0084	1,0084	1,0084	1,0084
36	1,0078	1,0078	1,0078	1,0078	1,0078	1,0078	1,0078
37	1,0073	1,0073	1,0073	1,0073	1,0073	1,0073	1,0073
38	1,0068	1,0068	1,0068	1,0068	1,0068	1,0068	1,0068
39	1,0063	1,0063	1,0063	1,0063	1,0063	1,0063	1,0063

VEHICLE GROUP	YEAR OF ALLOCATION					
	2016	2017	2018	2019	2020	2016-2020
PASS. CARS, PRIV. USE	2 447 605	2 496 728	2 534 636	2 534 928	2 550 772	12 564 670
PASS. CARS, LIC. TRAFFIC	11 429	9 410	11 283	12 611	12 498	57 231
PASS. CARS AND VANS, LEAS.	8 589	9 335	10 417	11 167	11 314	50 822
VANS, PRIVATE USE	248 664	273 416	279 793	281 649	287 999	1 371 522
VANS, LICENSED TRAFFIC	3 287	6 210	6 586	6 657	6 767	29 507
LORRIES, PRIVATE USE	44 830	47 643	48 190	48 854	48 563	238 080
WEIGHT CLASS 6	34 318	36 224	36 167	35 966	35 693	178 369
WEIGHT CLASS 7	3 668	3 925	4 164	4 318	4 204	20 279
WEIGHT CLASS 8	6 844	7 494	7 859	8 570	8 666	39 432
LORRIES, LICENSED TRAFFIC	25 496	29 646	31 255	30 086	28 470	144 952
WEIGHT CLASS 6	2 866	3 100	1 890	2 759	2 552	13 167
WEIGHT CLASS 7	3 849	4 266	4 651	4 233	4 032	21 030
WEIGHT CLASS 8	18 781	22 281	24 714	23 095	21 885	110 755
BUSES, PRIVATE USE	1 083	1 844	1 047	1 248	1 045	6 268
BUSES, LICENSED TRAFFIC	7 296	7 654	7 712	6 765	5 063	34 489
SP. VEHICLES	81 736	81 237	81 472	84 168	85 771	414 384
MOTORCYCLES	84 108	90 761	92 222	91 366	90 928	449 384
MOPEDS	152 293	138 008	128 438	118 344	110 983	648 065
MOPED CARS	4 517	7 601	6 851	5 816	4 997	29 781
SNOWMOBILES, LEASING	843	636	538	641	446	3 104
SNOWMOBILES, OTHER	74 534	68 394	66 044	63 953	58 171	331 097
LIGHT QUADRICYCLES	11 440	2 323	2 691	2 266	2 165	20 885
HEAVY AND NOT REGISTERED QUADRICYCLES	44 653	42 825	46 804	51 474	55 084	240 840
TRACTORS AND PUB. W. V.	418 630	437 226	442 684	445 959	448 071	2 192 571
TRACTORS	364 768	375 773	380 006	380 655	381 388	1 882 590
PUBLIC WORKS VEH.	53 862	61 453	62 679	65 304	66 683	309 980
TRAILERS, CAMPING, ETC.	925 985	960 262	979 891	995 982	1 014 321	4 876 441
TRAILERS, OTHER	36 137	36 544	38 103	38 769	38 660	188 213
SCHOOL VEHICLES	2 676	2 986	2 869	2 651	2 496	13 678
GROUPS	59 413	14 856	14 120	12 637	12 607	113 633
YELLOW TEST PLATES	1 869	1 817	1 958	2 154	2 289	10 089
TOTAL	4 697 115	4 767 362	4 835 601	4 850 146	4 879 482	24 029 705



NUMBER OF LOSSES, OBSERVED PER 31.12.2020

TABLE 5

VEHICLE GROUP	YEAR OF ALLOCATION					
	2016	2017	2018	2019	2020	2016-2020
PASS. CARS, PRIV. USE	69 745	70 264	72 383	70 447	49 690	332 529
PASS. CARS, LIC. TRAFFIC	803	1 013	1 202	1 423	799	5 240
PASS. CARS AND VANS, LEAS.	283	369	356	388	244	1 640
VANS, PRIVATE USE	6 112	7 283	7 337	6 977	5 289	32 998
VANS, LICENSED TRAFFIC	285	582	649	572	413	2 501
LORRIES, PRIVATE USE	1 473	1 708	1 676	1 433	1 094	7 384
WEIGHT CLASS 6	923	1 067	1 029	873	652	4 544
WEIGHT CLASS 7	182	207	186	155	126	856
WEIGHT CLASS 8	368	434	461	405	316	1 984
LORRIES, LICENSED TRAFFIC	2 902	3 643	3 865	3 066	2 143	15 619
WEIGHT CLASS 6	318	444	489	331	171	1 753
WEIGHT CLASS 7	571	692	724	569	390	2 946
WEIGHT CLASS 8	2 013	2 507	2 652	2 166	1 582	10 920
BUSES, PRIVATE USE	41	59	37	47	24	208
BUSES, LICENSED TRAFFIC	1 077	1 150	1 213	1 020	416	4 876
SP. VEHICLES	1 670	1 734	1 765	1 675	1 255	8 099
MOTORCYCLES	2 093	2 192	2 287	1 943	1 771	10 286
MOPEDS	3 045	2 929	2 966	2 480	2 060	13 480
MOPED CARS	781	763	609	535	371	3 059
SNOWMOBILES, LEASING	60	85	81	66	63	355
SNOWMOBILES, OTHER	617	651	742	703	550	3 263
LIGHT QUADRICYCLES	117	77	68	60	41	363
HEAVY AND NOT REGISTERED QUADRICYCLES	460	405	432	458	395	2 150
TRACTORS AND PUB. W. V.	4 858	4 990	5 202	5 396	3 361	23 807
TRACTORS	2 996	3 042	3 125	3 231	2 208	14 602
PUBLIC WORKS VEH.	1 862	1 948	2 077	2 165	1 153	9 205
TRAILERS, CAMPING, ETC.	770	805	873	841	754	4 043
TRAILERS, OTHER	211	177	370	528	458	1 744
SCHOOL VEHICLES	64	72	68	69	45	318
GROUPS	6 694	3 455	3 329	3 363	1 580	18 421
YELLOW TEST PLATES	22	15	13	21	13	84
TOTAL	104 183	104 421	107 523	103 511	72 829	492 467

NUMBER OF PROPERTY LOSSES, OBSERVED PER 31.12.2020

TABLE 6

VEHICLE GROUP	YEAR OF ALLOCATION					
	2016	2017	2018	2019	2020	2016-2020
PASS. CARS, PRIV. USE	65 589	65 681	68 159	66 106	46 492	312 027
PASS. CARS, LIC. TRAFFIC	722	929	1 122	1 303	731	4 807
PASS. CARS AND VANS, LEAS.	278	356	344	370	239	1 587
VANS, PRIVATE USE	5 869	6 996	7 046	6 685	5 062	31 658
VANS, LICENSED TRAFFIC	283	574	636	554	401	2 448
LORRIES, PRIVATE USE	1 440	1 652	1 625	1 361	1 038	7 116
WEIGHT CLASS 6	894	1 027	1 003	829	613	4 366
WEIGHT CLASS 7	179	202	182	153	122	838
WEIGHT CLASS 8	367	423	440	379	303	1 912
LORRIES, LICENSED TRAFFIC	2 847	3 600	3 812	3 027	2 105	15 391
WEIGHT CLASS 6	314	441	485	327	170	1 737
WEIGHT CLASS 7	560	688	719	566	387	2 920
WEIGHT CLASS 8	1 973	2 471	2 608	2 134	1 548	10 734
BUSES, PRIVATE USE	38	53	29	37	22	179
BUSES, LICENSED TRAFFIC	897	965	1 004	859	343	4 068
SP. VEHICLES	1 609	1 667	1 689	1 618	1 209	7 792
MOTORCYCLES	597	582	592	523	424	2 718
MOPEDS	1 291	1 147	1 123	887	796	5 244
MOPED CARS	687	653	540	464	322	2 666
SNOWMOBILES, LEASING	14	19	15	15	13	76
SNOWMOBILES, OTHER	140	143	185	146	113	727
LIGHT QUADRICYCLES	31	27	18	27	14	117
HEAVY AND NOT REGISTERED QUADRICYCLES	215	220	269	290	208	1 202
TRACTORS AND PUB. W. V.	4 700	4 813	5 020	5 195	3 191	22 919
TRACTORS	2 859	2 882	2 961	3 054	2 054	13 810
PUBLIC WORKS VEH.	1 841	1 931	2 059	2 141	1 137	9 109
TRAILERS, CAMPING, ETC.	751	774	838	809	728	3 900
TRAILERS, OTHER	209	175	369	527	457	1 737
SCHOOL VEHICLES	49	43	40	42	26	200
GROUPS	6 277	3 099	3 071	3 102	1 416	16 965
YELLOW TEST PLATES	20	14	13	20	13	80
TOTAL	94 553	94 182	97 559	93 967	65 363	445 624

NUMBER OF PERSONAL LOSSES, OBSERVED PER 31.12.2020

TABLE 7

VEHICLE GROUP	YEAR OF ALLOCATION					
	2016	2017	2018	2019	2020	2016-2020
PASS. CARS, PRIV. USE	10 386	10 766	10 460	10 201	6 952	48 765
PASS. CARS, LIC. TRAFFIC	174	178	178	234	133	897
PASS. CARS AND VANS, LEAS.	22	37	39	48	19	165
VANS, PRIVATE USE	702	776	736	782	485	3 481
VANS, LICENSED TRAFFIC	16	41	52	49	29	187
LORRIES, PRIVATE USE	132	146	143	138	105	664
WEIGHT CLASS 6	93	104	88	94	68	447
WEIGHT CLASS 7	13	10	11	5	8	47
WEIGHT CLASS 8	26	32	44	39	29	170
LORRIES, LICENSED TRAFFIC	207	207	216	181	113	924
WEIGHT CLASS 6	17	13	18	15	2	65
WEIGHT CLASS 7	32	30	30	27	8	127
WEIGHT CLASS 8	158	164	168	139	103	732
BUSES, PRIVATE USE	7	13	9	14	4	47
BUSES, LICENSED TRAFFIC	282	284	312	239	105	1 222
SP. VEHICLES	142	132	152	129	93	648
MOTORCYCLES	1 778	1 890	1 960	1 627	1 531	8 786
MOPEDS	2 246	2 173	2 246	1 911	1 516	10 092
MOPED CARS	186	197	153	132	89	757
SNOWMOBILES, LEASING	55	77	76	59	52	319
SNOWMOBILES, OTHER	518	550	612	595	468	2 743
LIGHT QUADRICYCLES	90	58	53	35	28	264
HEAVY AND NOT REGISTERED QUADRICYCLES	281	212	186	198	211	1 088
TRACTORS AND PUB. W. V.	240	276	271	307	229	1 323
TRACTORS	199	241	237	254	202	1 133
PUBLIC WORKS VEH.	41	35	34	53	27	190
TRAILERS, CAMPING, ETC.	26	37	43	41	29	176
TRAILERS, OTHER	10	17	20	28	10	85
SCHOOL VEHICLES	20	34	30	29	22	135
GROUPS	800	558	441	437	241	2 477
YELLOW TEST PLATES	3	2		3		8
TOTAL	18 323	18 661	18 388	17 417	12 464	85 253

VEHICLE GROUP	YEAR OF ALLOCATION					
	2016	2017	2018	2019	2020	2016-2020
PASS. CARS, PRIV. USE	143 511 088	143 635 046	150 932 059	150 651 635	102 158 160	690 887 988
PASS. CARS, LIC. TRAFFIC	1 680 450	2 650 026	2 763 179	3 201 402	1 854 111	12 149 168
PASS. CARS AND VANS, LEAS.	614 341	880 964	978 828	921 699	628 552	4 024 384
VANS, PRIVATE USE	13 998 580	16 544 523	16 948 295	16 605 858	11 931 310	76 028 566
VANS, LICENSED TRAFFIC	580 401	1 371 427	1 234 131	956 353	774 636	4 916 948
LORRIES, PRIVATE USE	4 798 393	5 747 557	5 433 514	4 597 633	3 292 633	23 869 730
WEIGHT CLASS 6	2 479 320	2 753 687	2 616 180	2 363 683	1 471 238	11 684 108
WEIGHT CLASS 7	555 374	549 236	704 960	508 697	450 644	2 768 911
WEIGHT CLASS 8	1 763 699	2 444 634	2 112 374	1 725 253	1 370 751	9 416 711
LORRIES, LICENSED TRAFFIC	12 636 150	16 674 827	17 616 221	13 820 413	8 037 317	68 784 928
WEIGHT CLASS 6	943 673	1 261 335	1 596 627	897 396	291 620	4 990 651
WEIGHT CLASS 7	1 893 472	2 360 482	2 851 153	2 018 866	1 236 339	10 360 312
WEIGHT CLASS 8	9 799 005	13 053 010	13 168 441	10 904 151	6 509 358	53 433 965
BUSES, PRIVATE USE	84 189	103 835	66 922	105 295	44 119	404 360
BUSES, LICENSED TRAFFIC	2 355 651	2 902 552	2 980 148	2 628 960	1 092 045	11 959 356
SP. VEHICLES	4 192 391	4 970 914	4 610 144	4 954 307	3 133 366	21 861 122
MOTORCYCLES	1 106 470	1 120 616	1 154 820	1 097 538	782 765	5 262 209
MOPEDS	1 916 155	1 711 524	1 836 546	1 434 823	1 293 191	8 192 239
MOPED CARS	1 288 331	1 220 704	1 044 815	907 094	655 643	5 116 587
SNOWMOBILES, LEASING	26 131	39 766	39 003	38 782	40 032	183 714
SNOWMOBILES, OTHER	191 923	273 915	392 397	280 441	263 918	1 402 594
LIGHT QUADRICYCLES	61 265	43 048	30 915	55 904	32 467	223 599
HEAVY AND NOT REGISTERED QUADRICYCLES	363 957	350 663	497 369	503 323	394 960	2 110 272
TRACTORS AND PUB. W. V.	11 228 550	11 657 832	13 072 948	13 540 154	8 396 240	57 895 724
TRACTORS	5 954 609	6 511 969	6 662 740	7 106 152	4 874 419	31 109 889
PUBLIC WORKS VEH.	5 273 941	5 145 863	6 410 208	6 434 002	3 521 821	26 785 835
TRAILERS, CAMPING, ETC.	1 191 532	1 188 584	1 269 725	1 206 888	1 115 539	5 972 268
TRAILERS, OTHER	693 215	801 467	1 309 401	2 228 698	1 550 128	6 582 909
SCHOOL VEHICLES	94 140	121 346	92 939	94 803	50 848	454 076
GROUPS	15 238 692	7 191 244	8 628 135	7 893 421	4 071 522	43 023 014
YELLOW TEST PLATES	67 156	39 526	64 715	71 902	27 648	270 947
LOSSES MORE THAN 1,500,000 €	317 740	75 750	3 878 374	111 352	41 717	4 424 933
TOTAL	218 236 891	221 317 656	236 875 543	227 908 678	151 662 867	1 056 001 635

PERSONAL COMPENSATION INC. PROVISIONS AND CONFIRMED PENSIONS, OBSERVED € PER 31.1 TABLE 9

VEHICLE GROUP	YEAR OF ALLOCATION					
	2016	2017	2018	2019	2020	2016-2020
PASS. CARS, PRIV. USE	71 752 431	61 009 607	72 602 334	51 944 268	27 089 194	284 397 834
PASS. CARS, LIC. TRAFFIC	864 536	863 001	2 574 710	2 022 966	521 670	6 846 884
PASS. CARS AND VANS, LEAS.	433 557	694 177	333 486	87 732	96 591	1 645 543
VANS, PRIVATE USE	4 410 796	4 190 315	5 301 695	5 179 967	1 784 798	20 867 571
VANS, LICENSED TRAFFIC	47 655	125 774	185 854	152 725	59 414	571 422
LORRIES, PRIVATE USE	1 787 465	1 323 507	561 049	1 724 072	299 060	5 695 153
WEIGHT CLASS 6	317 969	393 063	248 020	1 380 913	216 654	2 556 619
WEIGHT CLASS 7	94 980	36 035	20 459	3 039	14 496	169 009
WEIGHT CLASS 8	1 374 516	894 409	292 570	340 120	67 910	2 969 525
LORRIES, LICENSED TRAFFIC	1 734 623	2 258 062	1 133 369	2 326 102	695 026	8 147 182
WEIGHT CLASS 6	127 397	22 123	22 671	31 281	1 555	205 027
WEIGHT CLASS 7	417 415	44 376	244 788	47 256	55 238	809 073
WEIGHT CLASS 8	1 189 811	2 191 563	865 910	2 247 565	638 233	7 133 082
BUSES, PRIVATE USE	7 079	18 076	3 673	51 876	3 678	84 382
BUSES, LICENSED TRAFFIC	934 011	1 797 372	2 874 536	611 367	206 338	6 423 624
SP. VEHICLES	864 823	1 719 057	1 147 963	2 492 317	406 039	6 630 198
MOTORCYCLES	23 434 807	20 876 498	24 865 602	19 306 079	12 841 186	101 324 171
MOPEDS	7 861 207	5 943 122	7 359 940	4 857 706	3 121 335	29 143 311
MOPED CARS	353 977	418 172	263 116	1 159 525	126 209	2 320 999
SNOWMOBILES, LEASING	617 027	655 421	658 024	283 741	218 143	2 432 356
SNOWMOBILES, OTHER	4 304 861	4 485 502	5 567 105	3 871 814	2 697 235	20 926 517
LIGHT QUADRICYCLES	496 761	389 521	377 358	170 286	70 096	1 504 022
HEAVY AND NOT REGISTERED QUADRICYCLES	3 909 534	1 688 879	3 138 684	2 492 023	2 882 124	14 111 245
TRACTORS AND PUB. W. V.	2 425 782	2 167 881	2 968 996	3 191 267	1 315 875	12 069 800
TRACTORS	2 206 320	1 448 378	2 388 758	2 327 528	1 239 550	9 610 534
PUBLIC WORKS VEH.	219 462	719 502	580 238	863 739	76 325	2 459 266
TRAILERS, CAMPING, ETC.	174 341	111 533	144 056	85 740	114 852	630 522
TRAILERS, OTHER	15 132	102 329	91 429	39 008	18 071	265 969
SCHOOL VEHICLES	33 065	130 992	113 318	169 574	79 605	526 554
GROUPS	5 766 627	5 842 987	4 033 277	1 503 325	519 066	17 665 282
YELLOW TEST PLATES	649	3 765		14 828		19 242
LOSSES MORE THAN 1,500,000 €	29 265 408	36 810 486	11 483 391	9 188 187	21 754 651	108 502 124
TOTAL	161 496 154	153 626 036	147 782 965	112 926 496	76 920 255	652 751 905

PROVISIONS AND CONFIRMED PENSIONS, OBSERVED € PER 31.12.2020

TABLE 10

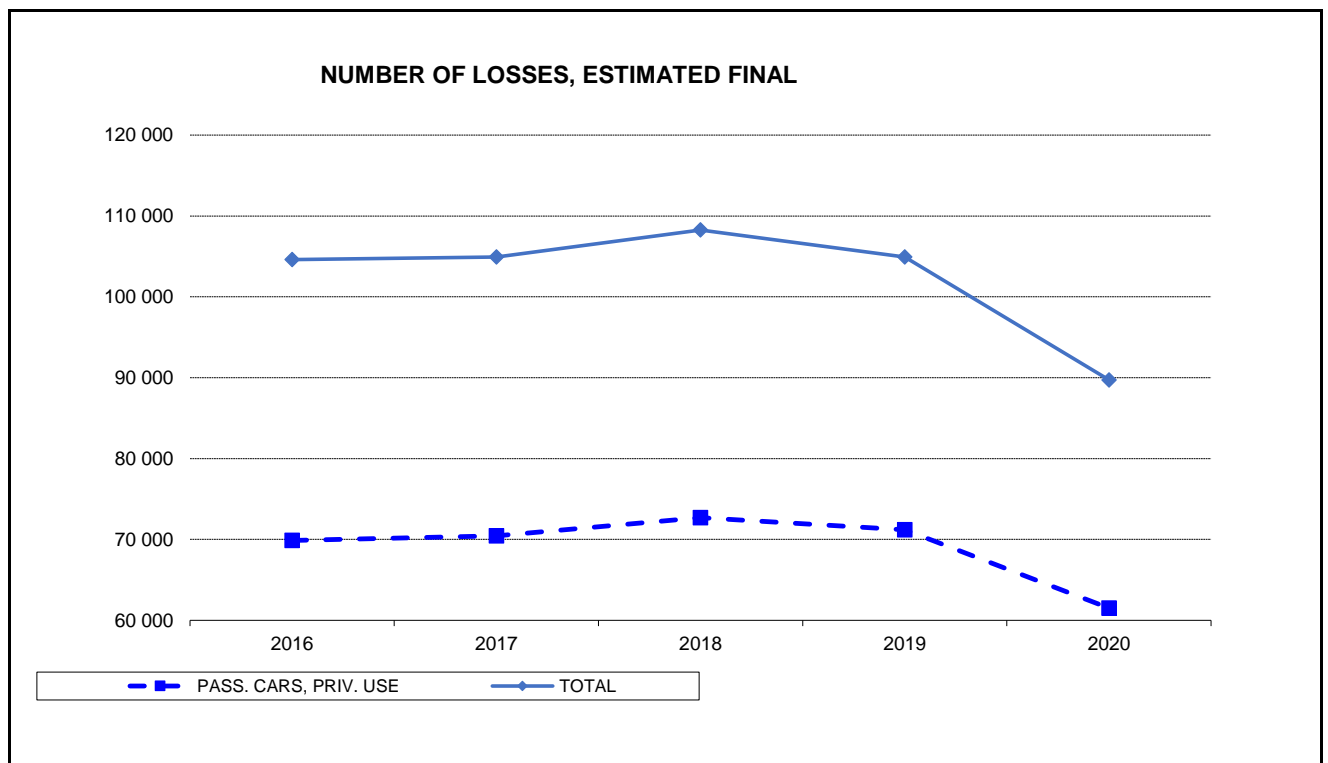
VEHICLE GROUP	YEAR OF ALLOCATION					2016-2020
	2016	2017	2018	2019	2020	
PASS. CARS, PRIV. USE	22 176 943	16 218 206	27 835 525	18 124 597	7 345 000	91 700 271
PASS. CARS, LIC. TRAFFIC		29 181	1 530 013	1 288 875		2 848 070
PASS. CARS AND VANS, LEAS.	249 751	399 029				648 780
VANS, PRIVATE USE	1 521 406	1 060 400	2 135 090	2 205 907	355 665	7 278 468
VANS, LICENSED TRAFFIC			24 169			24 169
LORRIES, PRIVATE USE	707 170	479 460		1 084 098		2 270 728
WEIGHT CLASS 6				945 818		945 818
WEIGHT CLASS 7						
WEIGHT CLASS 8	707 170	479 460		138 280		1 324 910
LORRIES, LICENSED TRAFFIC	167 497	618 801	47 168	1 027 132		1 860 598
WEIGHT CLASS 6						
WEIGHT CLASS 7	21 543					21 543
WEIGHT CLASS 8	145 954	618 801	47 168	1 027 132		1 839 055
BUSES, PRIVATE USE						
BUSES, LICENSED TRAFFIC		748 533	969 677			1 718 210
SP. VEHICLES	47 697	765 686	129 753	1 666 855		2 609 990
MOTORCYCLES	6 446 461	5 952 757	8 789 520	6 617 217	3 255 280	31 061 234
MOPEDS	686 107	318 626	2 026 144	342 734		3 373 612
MOPED CARS				965 662		965 662
SNOWMOBILES, LEASING			245 957			245 957
SNOWMOBILES, OTHER	997 030	3 143 750	3 660 945	299 886	2 066 013	10 167 622
LIGHT QUADRICYCLES	60 166					60 166
HEAVY AND NOT REGISTERED QUADRICYCLES	1 061 877	98 146	1 631 677	1 358 988	1 516 744	5 667 433
TRACTORS AND PUB. W. V.	925 846	546 828	646 459	1 387 045	547 001	4 053 178
TRACTORS	925 846	325 767	644 153	853 124	547 001	3 295 891
PUBLIC WORKS VEH.		221 060	2 306	533 921		757 287
TRAILERS, CAMPING, ETC.						
TRAILERS, OTHER			35 141			35 141
SCHOOL VEHICLES						
GROUPS	1 933 600	2 671 411	1 657 521	394 921		6 657 453
YELLOW TEST PLATES						
LOSSES MORE THAN 1,500,000 €	23 019 711	30 492 493	9 212 544	7 450 253	20 267 725	90 442 727
TOTAL	60 001 261	63 543 306	60 577 303	44 214 170	35 353 426	263 689 467

PROVISIONS AND CONFIRMED PENSIONS, ESTIMATED FINAL €

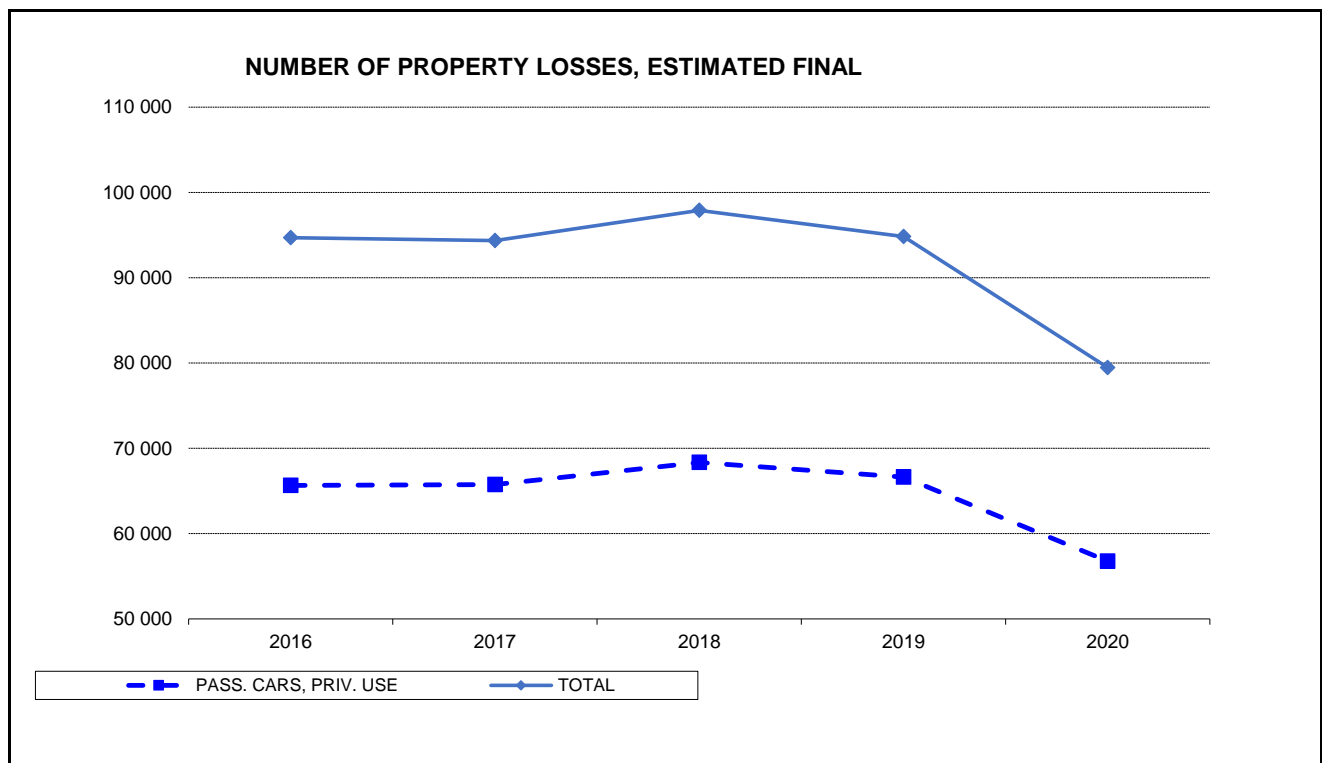
VEHICLE GROUP	YEAR OF ALLOCATION					2016-2020
	2016	2017	2018	2019	2020	
PASS. CARS, PRIV. USE	25 244 014	19 171 542	36 002 468	29 291 161	22 026 186	131 735 371
PASS. CARS, LIC. TRAFFIC		34 495	1 978 919	2 082 952		4 096 365
PASS. CARS AND VANS, LEAS.	284 292	471 692				755 983
VANS, PRIVATE USE	1 731 816	1 253 499	2 761 525	3 564 966	1 066 568	10 378 374
VANS, LICENSED TRAFFIC			31 260			31 260
LORRIES, PRIVATE USE	804 971	566 770		1 752 011		3 123 752
WEIGHT CLASS 6				1 528 537		1 528 537
WEIGHT CLASS 7						
WEIGHT CLASS 8	804 971	566 770		223 474		1 595 216
LORRIES, LICENSED TRAFFIC	190 662	731 484	61 006	1 659 949		2 643 101
WEIGHT CLASS 6						
WEIGHT CLASS 7	24 523					24 523
WEIGHT CLASS 8	166 140	731 484	61 006	1 659 949		2 618 579
BUSES, PRIVATE USE						
BUSES, LICENSED TRAFFIC		884 840	1 254 181			2 139 021
SP. VEHICLES	54 293	905 117	167 822	2 693 804		3 821 037
MOTORCYCLES	7 338 006	7 036 754	11 368 365	10 694 085	9 761 932	46 199 142
MOPEDS	780 996	376 648	2 620 614	553 893		4 332 151
MOPED CARS				1 560 606		1 560 606
SNOWMOBILES, LEASING			318 121			318 121
SNOWMOBILES, OTHER	1 134 919	3 716 226	4 735 066	484 645	6 195 558	16 266 414
LIGHT QUADRICYCLES	68 487					68 487
HEAVY AND NOT REGISTERED QUADRICYCLES	1 208 734	116 019	2 110 411	2 196 261	4 548 413	10 179 838
TRACTORS AND PUB. W. V.	1 053 891	646 405	836 130	2 241 603	1 640 345	6 418 374
TRACTORS	1 053 891	385 090	833 148	1 378 733	1 640 345	5 291 207
PUBLIC WORKS VEH.		261 315	2 982	862 870		1 127 167
TRAILERS, CAMPING, ETC.						
TRAILERS, OTHER			45 452			45 452
SCHOOL VEHICLES						
GROUPS	2 201 016	3 157 875	2 143 838	638 231		8 140 961
YELLOW TEST PLATES						
LOSSES MORE THAN 1,500,000 €	26 203 337	36 045 176	11 915 505	12 040 355	60 778 853	146 983 225
TOTAL	68 299 435	75 114 543	78 350 684	71 454 521	106 017 855	399 237 037

VEHICLE GROUP	YEAR OF ALLOCATION					
	2016	2017	2018	2019	2020	2016-2020
PASS. CARS, PRIV. USE	16 314 550	22 168 920	7 638 837	1 558 719	9 794 852	57 475 877
PASS. CARS, LIC. TRAFFIC					2 108 459	2 108 459
PASS. CARS AND VANS, LEAS.						
VANS, PRIVATE USE	6 089 268	4 821 089	1 547 912	2 756 787	1 930 455	17 145 512
VANS, LICENSED TRAFFIC						
LORRIES, PRIVATE USE				1 992 123		1 992 123
WEIGHT CLASS 6				1 992 123		1 992 123
WEIGHT CLASS 7						
WEIGHT CLASS 8						
LORRIES, LICENSED TRAFFIC	1 828 327					1 828 327
WEIGHT CLASS 6						
WEIGHT CLASS 7	1 828 327					1 828 327
WEIGHT CLASS 8						
BUSES, PRIVATE USE		2 969 475				2 969 475
BUSES, LICENSED TRAFFIC				2 991 910		2 991 910
SP. VEHICLES	1 702 987	1 948 956	2 110 960			5 762 903
MOTORCYCLES		3 458 304	2 328 293		5 770 552	11 557 149
MOPEDS					2 192 051	2 192 051
MOPED CARS						
SNOWMOBILES, LEASING						
SNOWMOBILES, OTHER	1 705 539	1 519 491	1 735 763			4 960 794
LIGHT QUADRICYCLES						
HEAVY AND NOT REGISTERED QUADRICYCLES	1 942 477					1 942 477
TRACTORS AND PUB. W. V.						
TRACTORS						
PUBLIC WORKS VEH.						
TRAILERS, CAMPING, ETC.						
TRAILERS, OTHER						
SCHOOL VEHICLES						
GROUPS						
YELLOW TEST PLATES						
TOTAL	29 583 148	36 886 236	15 361 765	9 299 539	21 796 368	112 927 057

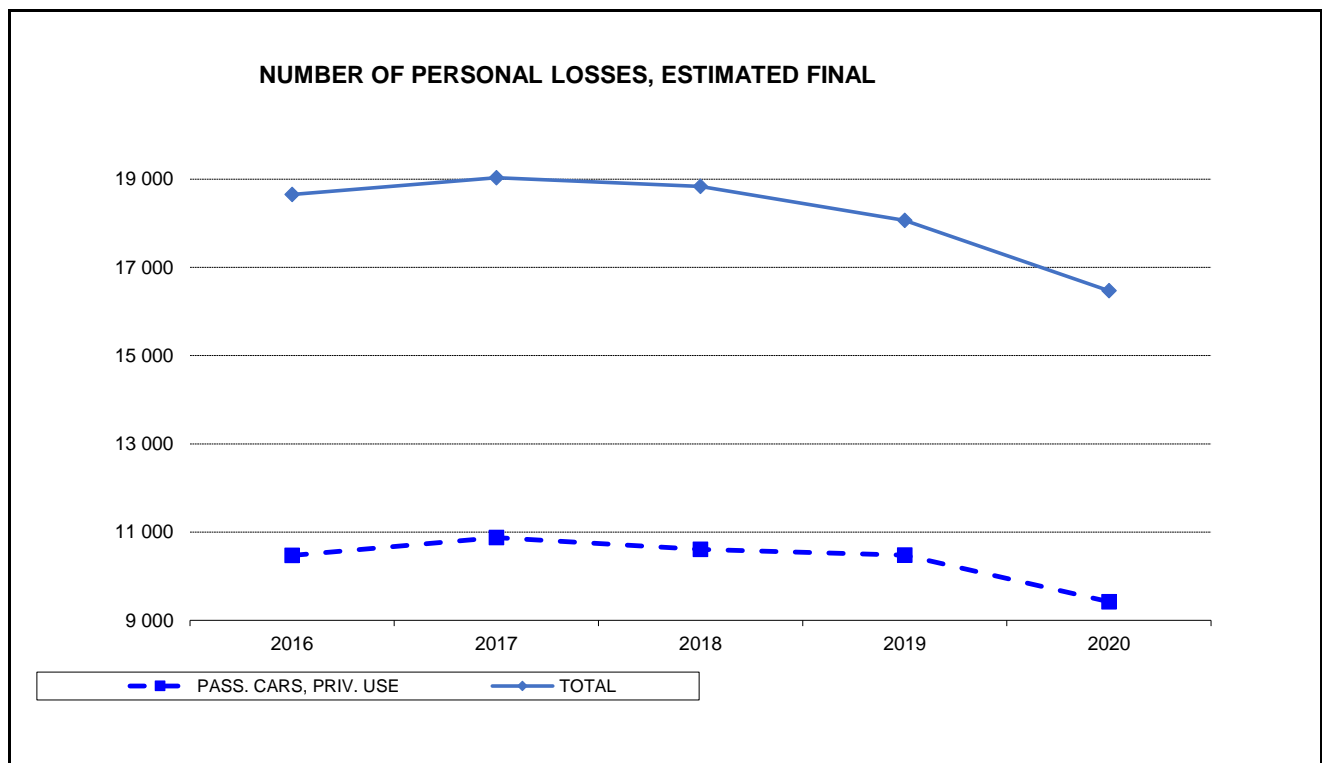
VEHICLE GROUP	YEAR OF ALLOCATION					
	2016	2017	2018	2019	2020	2016-2020
PASS. CARS, PRIV. USE	69 884	70 440	72 694	71 180	61 516	345 714
PASS. CARS, LIC. TRAFFIC	805	1 016	1 207	1 438	989	5 454
PASS. CARS AND VANS, LEAS.	284	370	358	393	295	1 699
VANS, PRIVATE USE	6 126	7 306	7 375	7 067	6 390	34 264
VANS, LICENSED TRAFFIC	286	584	652	579	499	2 600
LORRIES, PRIVATE USE	1 487	1 725	1 698	1 467	1 385	7 762
WEIGHT CLASS 6	932	1 078	1 042	894	826	4 771
WEIGHT CLASS 7	184	209	188	159	160	899
WEIGHT CLASS 8	371	438	467	415	400	2 092
LORRIES, LICENSED TRAFFIC	2 930	3 680	3 915	3 139	2 714	16 377
WEIGHT CLASS 6	321	449	495	339	217	1 820
WEIGHT CLASS 7	576	699	733	582	494	3 085
WEIGHT CLASS 8	2 032	2 533	2 686	2 217	2 003	11 472
BUSES, PRIVATE USE	42	61	38	49	31	221
BUSES, LICENSED TRAFFIC	1 106	1 182	1 250	1 064	544	5 146
SP. VEHICLES	1 674	1 739	1 774	1 697	1 516	8 400
MOTORCYCLES	2 145	2 249	2 354	2 019	2 122	10 889
MOPEDS	3 120	3 005	3 053	2 577	2 468	14 224
MOPED CARS	800	783	627	556	444	3 211
SNOWMOBILES, LEASING	61	87	83	69	75	376
SNOWMOBILES, OTHER	632	668	764	731	659	3 454
LIGHT QUADRICYCLES	120	79	70	62	49	380
HEAVY AND NOT REGISTERED QUADRICYCLES	471	416	445	476	473	2 281
TRACTORS AND PUB. W. V.	4 869	5 005	5 229	5 466	4 061	24 630
TRACTORS	3 003	3 051	3 141	3 273	2 668	15 136
PUBLIC WORKS VEH.	1 866	1 954	2 088	2 193	1 393	9 494
TRAILERS, CAMPING, ETC.	772	807	878	852	911	4 220
TRAILERS, OTHER	211	178	372	535	553	1 849
SCHOOL VEHICLES	64	72	68	70	56	330
GROUPS	6 710	3 466	3 346	3 405	1 965	18 892
YELLOW TEST PLATES	22	15	13	21	16	87
TOTAL	104 622	104 933	108 264	104 910	89 732	512 462



VEHICLE GROUP	YEAR OF ALLOCATION					2016-2020
	2016	2017	2018	2019	2020	
PASS. CARS, PRIV. USE	65 655	65 766	68 343	66 615	56 767	323 146
PASS. CARS, LIC. TRAFFIC	723	930	1 125	1 313	893	4 984
PASS. CARS AND VANS, LEAS.	278	356	345	374	285	1 638
VANS, PRIVATE USE	5 873	7 005	7 068	6 751	6 031	32 728
VANS, LICENSED TRAFFIC	283	575	638	559	478	2 533
LORRIES, PRIVATE USE	1 441	1 654	1 630	1 378	1 290	7 393
WEIGHT CLASS 6	895	1 028	1 006	839	762	4 530
WEIGHT CLASS 7	179	202	183	155	152	870
WEIGHT CLASS 8	367	423	441	384	376	1 992
LORRIES, LICENSED TRAFFIC	2 849	3 604	3 825	3 065	2 615	15 958
WEIGHT CLASS 6	314	441	487	331	211	1 785
WEIGHT CLASS 7	560	689	721	573	481	3 024
WEIGHT CLASS 8	1 974	2 474	2 617	2 161	1 923	11 149
BUSES, PRIVATE USE	39	54	30	38	28	188
BUSES, LICENSED TRAFFIC	916	986	1 027	885	431	4 245
SP. VEHICLES	1 610	1 669	1 694	1 634	1 440	8 048
MOTORCYCLES	606	591	603	537	495	2 832
MOPEDS	1 310	1 165	1 143	911	930	5 459
MOPED CARS	697	663	550	477	376	2 763
SNOWMOBILES, LEASING	14	19	15	15	15	79
SNOWMOBILES, OTHER	142	145	188	150	132	758
LIGHT QUADRICYCLES	31	27	18	28	16	121
HEAVY AND NOT REGISTERED QUADRICYCLES	218	223	274	298	243	1 256
TRACTORS AND PUB. W. V.	4 703	4 819	5 036	5 246	3 802	23 606
TRACTORS	2 861	2 886	2 970	3 084	2 447	14 248
PUBLIC WORKS VEH.	1 842	1 934	2 065	2 162	1 355	9 358
TRAILERS, CAMPING, ETC.	752	775	841	817	867	4 051
TRAILERS, OTHER	209	175	370	532	544	1 831
SCHOOL VEHICLES	49	43	40	42	32	206
GROUPS	6 284	3 104	3 081	3 131	1 742	17 342
YELLOW TEST PLATES	20	14	13	20	16	83
TOTAL	94 701	94 364	97 897	94 818	79 468	461 249



VEHICLE GROUP	YEAR OF ALLOCATION					
	2016	2017	2018	2019	2020	2016-2020
PASS. CARS, PRIV. USE	10 472	10 875	10 606	10 481	9 421	51 855
PASS. CARS, LIC. TRAFFIC	175	180	180	240	180	956
PASS. CARS AND VANS, LEAS.	22	38	40	50	27	178
VANS, PRIVATE USE	716	794	756	818	689	3 774
VANS, LICENSED TRAFFIC	16	42	53	51	41	204
LORRIES, PRIVATE USE	149	166	164	163	173	815
WEIGHT CLASS 6	105	118	101	111	112	547
WEIGHT CLASS 7	15	11	13	6	13	58
WEIGHT CLASS 8	29	36	50	46	48	210
LORRIES, LICENSED TRAFFIC	234	235	247	214	186	1 116
WEIGHT CLASS 6	19	15	21	18	3	76
WEIGHT CLASS 7	36	34	34	32	13	150
WEIGHT CLASS 8	179	186	192	164	170	891
BUSES, PRIVATE USE	7	14	9	15	6	52
BUSES, LICENSED TRAFFIC	295	298	329	259	158	1 339
SP. VEHICLES	145	135	156	135	132	703
MOTORCYCLES	1 831	1 950	2 029	1 701	1 858	9 370
MOPEDS	2 313	2 242	2 326	1 998	1 840	10 719
MOPED CARS	192	203	158	138	108	799
SNOWMOBILES, LEASING	57	79	79	62	63	340
SNOWMOBILES, OTHER	534	567	634	622	568	2 925
LIGHT QUADRICYCLES	93	60	55	37	34	278
HEAVY AND NOT REGISTERED QUADRICYCLES	289	219	193	207	256	1 164
TRACTORS AND PUB. W. V.	245	282	279	321	326	1 452
TRACTORS	203	246	244	266	287	1 246
PUBLIC WORKS VEH.	42	36	35	55	38	206
TRAILERS, CAMPING, ETC.	27	38	44	43	41	193
TRAILERS, OTHER	10	17	21	29	14	92
SCHOOL VEHICLES	20	34	30	30	30	145
GROUPS	807	564	448	450	317	2 586
YELLOW TEST PLATES	3	2		3		8
TOTAL	18 654	19 034	18 837	18 067	16 471	91 064



VEHICLE GROUP	YEAR OF ALLOCATION					
	2016	2017	2018	2019	2020	2016-2020
PASS. CARS, PRIV. USE	254 838 768	251 437 186	269 851 519	252 910 461	251 170 185	1 280 208 119
PASS. CARS, LIC. TRAFFIC	3 089 377	4 245 624	6 746 828	6 987 496	4 787 578	25 856 904
PASS. CARS AND VANS, LEAS.	1 253 748	2 043 579	1 593 620	1 134 146	1 283 158	7 308 251
VANS, PRIVATE USE	20 792 863	24 211 582	26 038 597	27 198 432	23 863 151	122 104 625
VANS, LICENSED TRAFFIC	660 896	1 626 909	1 593 971	1 305 376	1 293 366	6 480 518
LORRIES, PRIVATE USE	7 623 799	8 188 223	6 658 129	8 159 952	6 460 492	37 090 595
WEIGHT CLASS 6	3 029 597	3 553 929	3 162 912	5 129 939	3 425 615	18 301 992
WEIGHT CLASS 7	719 124	623 533	762 328	530 042	712 633	3 347 660
WEIGHT CLASS 8	3 875 078	4 010 761	2 732 889	2 499 971	2 322 244	15 440 943
LORRIES, LICENSED TRAFFIC	15 578 902	20 961 370	20 230 682	19 121 370	15 543 021	91 435 344
WEIGHT CLASS 6	1 163 979	1 309 853	1 680 650	997 344	410 364	5 562 191
WEIGHT CLASS 7	2 604 048	2 457 270	3 397 509	2 188 162	2 055 503	12 702 492
WEIGHT CLASS 8	11 810 875	17 194 247	15 152 522	15 935 864	13 077 153	73 170 661
BUSES, PRIVATE USE	98 641	141 931	76 962	223 932	80 511	621 976
BUSES, LICENSED TRAFFIC	3 991 950	6 144 768	7 971 759	4 081 959	2 618 063	24 808 499
SP. VEHICLES	5 592 011	7 972 516	6 727 787	9 751 130	6 032 055	36 075 499
MOTORCYCLES	36 580 462	36 549 207	39 716 795	36 676 449	48 370 697	197 893 610
MOPEDS	14 141 894	12 193 883	13 456 229	10 606 967	12 651 512	63 050 484
MOPED CARS	1 870 674	1 991 184	1 520 431	2 992 304	1 238 012	9 612 606
SNOWMOBILES, LEASING	993 758	1 201 380	1 056 572	575 859	823 567	4 651 136
SNOWMOBILES, OTHER	8 213 568	12 962 852	14 604 121	8 126 064	18 381 461	62 288 065
LIGHT QUADRICYCLES	829 213	733 880	649 375	379 273	288 240	2 879 981
HEAVY AND NOT REGISTERED QUADRICYCLES	6 288 466	3 324 141	5 252 256	5 037 597	11 551 703	31 454 163
TRACTORS AND PUB. W. V.	14 973 396	15 675 997	18 485 456	20 162 901	16 866 276	86 164 026
TRACTORS	9 308 036	9 189 169	10 831 826	11 900 456	11 922 195	53 151 683
PUBLIC WORKS VEH.	5 665 360	6 486 829	7 653 630	8 262 444	4 944 080	33 012 343
TRAILERS, CAMPING, ETC.	1 478 589	1 414 685	1 566 698	1 424 339	2 004 039	7 888 351
TRAILERS, OTHER	722 829	1 004 156	1 504 457	2 381 552	2 101 151	7 714 145
SCHOOL VEHICLES	148 138	364 263	289 999	441 221	441 522	1 685 143
GROUPS	24 092 698	17 050 127	15 178 737	10 934 696	7 427 143	74 683 401
YELLOW TEST PLATES	68 462	46 610	66 055	102 893	34 434	318 454
TOTAL	423 923 102	431 486 054	460 837 035	430 716 369	435 311 334	2 182 273 894

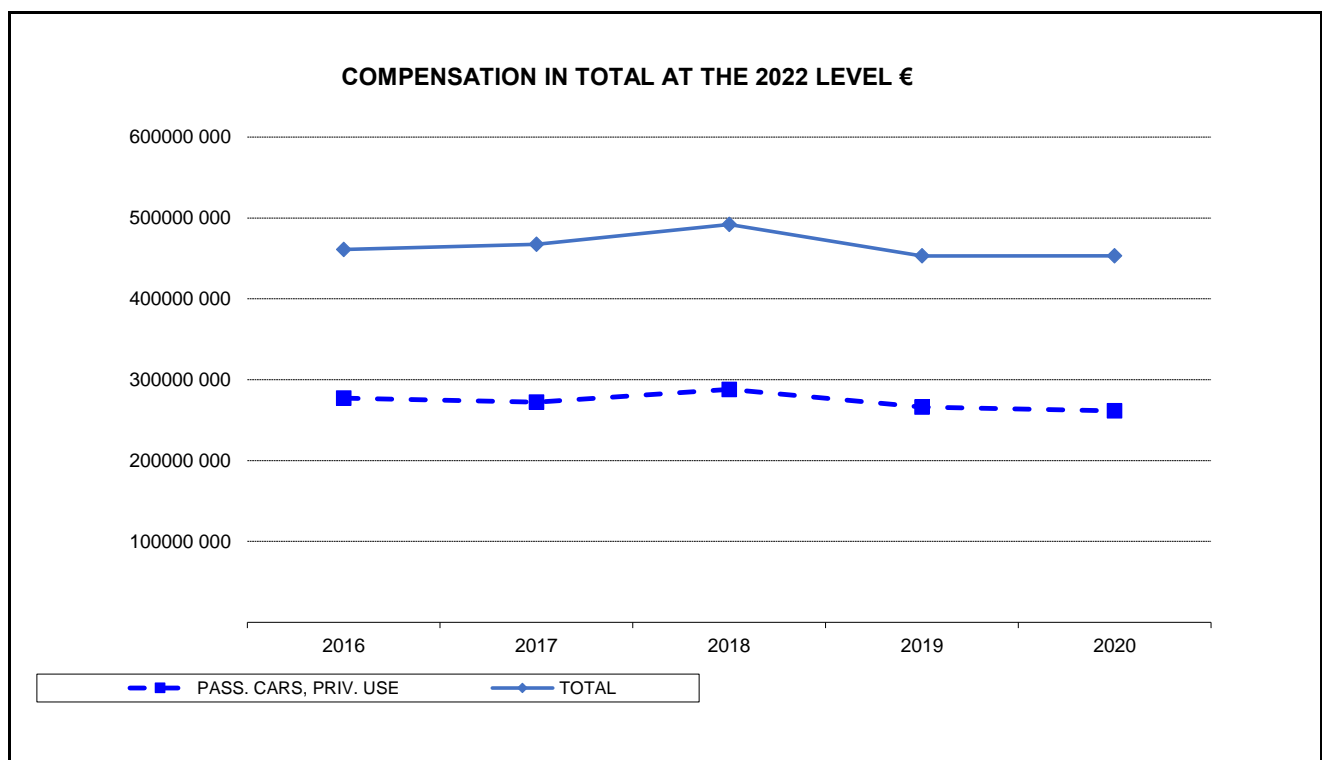
VEHICLE GROUP	YEAR OF ALLOCATION					
	2016	2017	2018	2019	2020	2016-2020
PASS. CARS, PRIV. USE	144 050 855	144 043 426	154 057 830	152 307 897	127 232 208	721 692 217
PASS. CARS, LIC. TRAFFIC	1 686 770	2 657 561	2 820 404	3 236 598	2 309 190	12 710 523
PASS. CARS AND VANS, LEAS.	619 236	895 454	1 015 121	951 289	816 589	4 297 688
VANS, PRIVATE USE	14 110 111	16 816 645	17 576 700	17 138 977	15 500 660	81 143 092
VANS, LICENSED TRAFFIC	585 025	1 393 984	1 279 890	987 056	1 006 375	5 252 330
LORRIES, PRIVATE USE	4 814 518	5 765 623	5 569 794	4 724 537	4 519 397	25 393 870
WEIGHT CLASS 6	2 487 652	2 762 343	2 681 797	2 428 926	2 019 390	12 380 107
WEIGHT CLASS 7	557 240	550 962	722 641	522 738	618 544	2 972 126
WEIGHT CLASS 8	1 769 626	2 452 318	2 165 355	1 772 874	1 881 463	10 041 636
LORRIES, LICENSED TRAFFIC	12 678 615	16 727 241	18 058 060	14 201 885	11 031 848	72 697 649
WEIGHT CLASS 6	946 844	1 265 300	1 636 673	922 166	400 271	5 171 254
WEIGHT CLASS 7	1 899 835	2 367 902	2 922 664	2 074 591	1 696 972	10 961 964
WEIGHT CLASS 8	9 831 935	13 094 039	13 498 723	11 205 128	8 934 605	56 564 431
BUSES, PRIVATE USE	86 790	107 049	70 220	109 455	60 566	434 080
BUSES, LICENSED TRAFFIC	2 428 442	2 992 394	3 127 002	2 732 825	1 499 136	12 779 799
SP. VEHICLES	4 225 793	5 052 675	4 781 078	5 113 362	4 070 738	23 243 645
MOTORCYCLES	1 130 134	1 148 128	1 204 917	1 132 664	942 474	5 558 317
MOPEDS	1 957 135	1 753 543	1 916 217	1 480 743	1 557 043	8 664 682
MOPED CARS	1 315 884	1 250 673	1 090 140	936 125	789 415	5 382 237
SNOWMOBILES, LEASING	26 690	40 742	40 695	40 023	48 200	196 350
SNOWMOBILES, OTHER	196 028	280 640	409 420	289 416	317 766	1 493 269
LIGHT QUADRICYCLES	62 575	44 105	32 256	57 693	39 091	235 721
HEAVY AND NOT REGISTERED QUADRICYCLES	371 741	359 272	518 945	519 431	475 544	2 244 934
TRACTORS AND PUB. W. V.	11 318 011	11 849 578	13 557 663	13 974 851	10 908 044	61 608 148
TRACTORS	6 002 051	6 619 077	6 909 779	7 334 290	6 332 642	33 197 839
PUBLIC WORKS VEH.	5 315 960	5 230 501	6 647 884	6 640 561	4 575 403	28 410 309
TRAILERS, CAMPING, ETC.	1 201 025	1 208 134	1 316 804	1 245 634	1 449 262	6 420 858
TRAILERS, OTHER	698 738	814 649	1 357 951	2 300 249	2 013 862	7 185 448
SCHOOL VEHICLES	94 494	121 691	94 864	95 845	63 328	470 222
GROUPS	15 314 320	7 233 990	8 841 909	8 028 375	5 164 521	44 583 115
YELLOW TEST PLATES	67 409	39 638	66 055	72 692	34 434	280 229
TOTAL	219 040 340	222 596 835	238 803 933	231 677 625	191 849 692	1 103 968 425

PERSONAL COMPENSATION, ESTIMATED FINAL €

TABLE 17

VEHICLE GROUP	YEAR OF ALLOCATION					
	2016	2017	2018	2019	2020	2016-2020
PASS. CARS, PRIV. USE	110 787 913	107 393 760	115 793 688	100 602 564	123 937 976	558 515 902
PASS. CARS, LIC. TRAFFIC	1 402 607	1 588 064	3 926 425	3 750 897	2 478 388	13 146 381
PASS. CARS AND VANS, LEAS.	634 513	1 148 125	578 499	182 857	466 570	3 010 563
VANS, PRIVATE USE	6 682 752	7 394 937	8 461 898	10 059 455	8 362 491	40 961 534
VANS, LICENSED TRAFFIC	75 870	232 925	314 082	318 320	286 991	1 228 188
LORRIES, PRIVATE USE	2 809 281	2 422 600	1 088 335	3 435 414	1 941 095	11 696 725
WEIGHT CLASS 6	541 945	791 587	481 115	2 701 013	1 406 226	5 921 885
WEIGHT CLASS 7	161 884	72 571	39 687	7 304	94 088	375 533
WEIGHT CLASS 8	2 105 452	1 558 443	567 534	727 098	440 780	5 399 307
LORRIES, LICENSED TRAFFIC	2 900 287	4 234 129	2 172 622	4 919 484	4 511 172	18 737 695
WEIGHT CLASS 6	217 135	44 553	43 978	75 178	10 093	390 937
WEIGHT CLASS 7	704 213	89 369	474 845	113 571	358 531	1 740 528
WEIGHT CLASS 8	1 978 940	4 100 208	1 653 799	4 730 736	4 142 549	16 606 230
BUSES, PRIVATE USE	11 850	34 882	6 742	114 477	19 945	187 896
BUSES, LICENSED TRAFFIC	1 563 507	3 152 374	4 844 757	1 349 134	1 118 927	12 028 700
SP. VEHICLES	1 366 218	2 919 842	1 946 709	4 637 769	1 961 316	12 831 854
MOTORCYCLES	35 450 328	35 401 079	38 511 877	35 543 786	47 428 223	192 335 293
MOPEDS	12 184 758	10 440 340	11 540 012	9 126 224	11 094 468	54 385 802
MOPED CARS	554 789	740 511	430 291	2 056 180	448 597	4 230 368
SNOWMOBILES, LEASING	967 069	1 160 638	1 015 877	535 836	775 367	4 454 786
SNOWMOBILES, OTHER	8 017 540	12 682 212	14 194 701	7 836 648	18 063 695	60 794 796
LIGHT QUADRICYCLES	766 637	689 775	617 119	321 580	249 149	2 644 260
HEAVY AND NOT REGISTERED QUADRICYCLES	5 916 725	2 964 869	4 733 310	4 518 165	11 076 158	29 209 228
TRACTORS AND PUB. W. V.	3 655 385	3 826 419	4 927 793	6 188 049	5 958 231	24 555 878
TRACTORS	3 305 985	2 570 092	3 922 047	4 566 166	5 589 554	19 953 844
PUBLIC WORKS VEH.	349 400	1 256 327	1 005 746	1 621 883	368 678	4 602 034
TRAILERS, CAMPING, ETC.	277 564	206 552	249 894	178 705	554 777	1 467 492
TRAILERS, OTHER	24 091	189 507	146 506	81 303	87 290	528 697
SCHOOL VEHICLES	53 644	242 572	195 135	345 376	378 193	1 214 920
GROUPS	8 778 378	9 816 136	6 336 828	2 906 321	2 262 622	30 100 285
YELLOW TEST PLATES	1 053	6 972		30 201		38 226
TOTAL	204 882 763	208 889 219	222 033 101	199 038 744	243 461 642	1 078 305 469

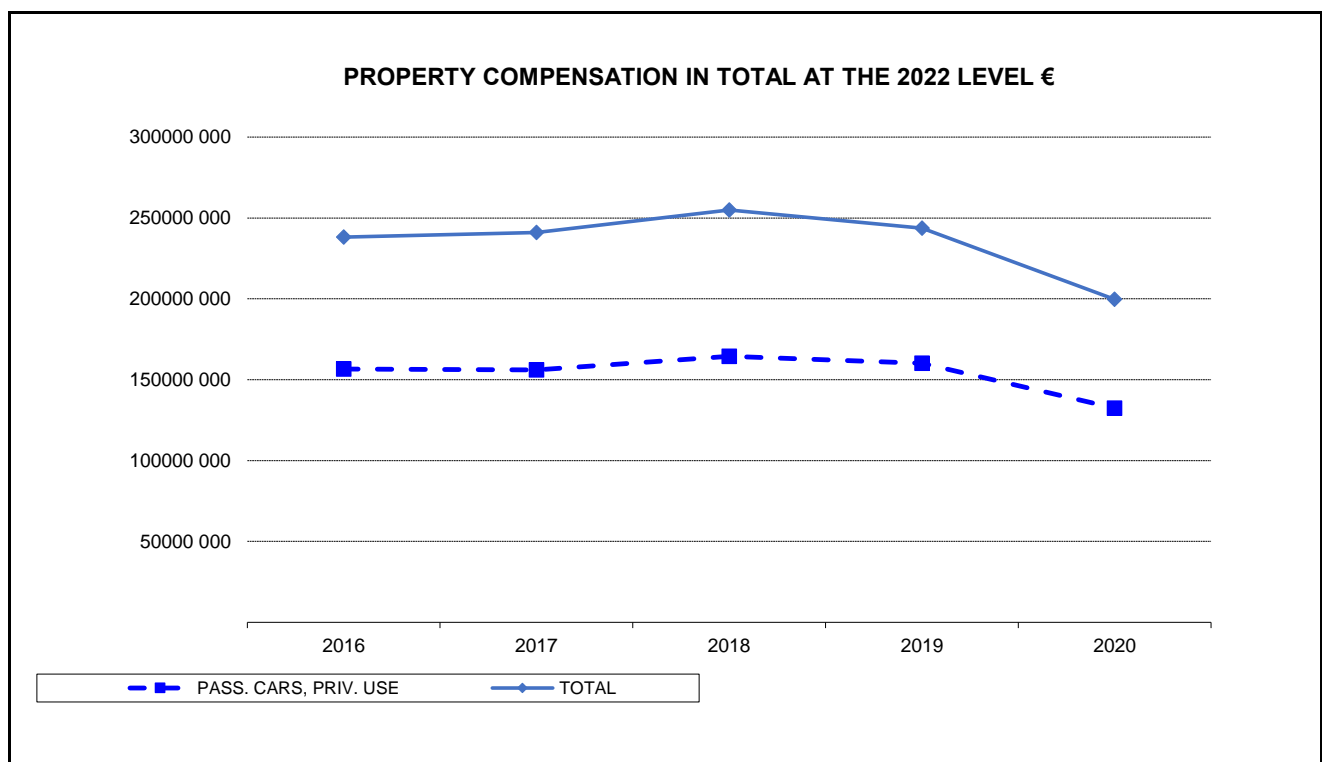
VEHICLE GROUP	YEAR OF ALLOCATION					
	2016	2017	2018	2019	2020	2016-2020
PASS. CARS, PRIV. USE	277 097 454	272 309 397	288 076 957	266 005 307	261 437 113	1 364 926 228
PASS. CARS, LIC. TRAFFIC	3 359 216	4 598 061	7 202 501	7 349 284	4 983 277	27 492 339
PASS. CARS AND VANS, LEAS.	1 363 256	2 213 220	1 701 251	1 192 869	1 335 609	7 806 204
VANS, PRIVATE USE	22 608 999	26 221 425	27 797 212	28 606 675	24 838 590	130 072 901
VANS, LICENSED TRAFFIC	718 621	1 761 962	1 701 626	1 372 964	1 346 234	6 901 407
LORRIES, PRIVATE USE	8 289 694	8 867 941	7 107 811	8 582 446	6 724 573	39 572 465
WEIGHT CLASS 6	3 294 215	3 848 947	3 376 531	5 395 549	3 565 642	19 480 884
WEIGHT CLASS 7	781 935	675 294	813 815	557 486	741 763	3 570 292
WEIGHT CLASS 8	4 213 544	4 343 701	2 917 465	2 629 411	2 417 168	16 521 289
LORRIES, LICENSED TRAFFIC	16 939 628	22 701 408	21 597 037	20 111 409	16 178 363	97 527 845
WEIGHT CLASS 6	1 265 646	1 418 586	1 794 159	1 048 983	427 139	5 954 513
WEIGHT CLASS 7	2 831 496	2 661 252	3 626 973	2 301 457	2 139 524	13 560 703
WEIGHT CLASS 8	12 842 486	18 621 569	16 175 905	16 760 969	13 611 700	78 012 630
BUSES, PRIVATE USE	107 256	153 713	82 160	235 527	83 802	662 457
BUSES, LICENSED TRAFFIC	4 340 623	6 654 855	8 510 162	4 293 309	2 725 080	26 524 030
SP. VEHICLES	6 080 441	8 634 328	7 182 173	10 256 011	6 278 623	38 431 575
MOTORCYCLES	39 775 553	39 583 216	42 399 218	38 575 432	50 347 916	210 681 334
MOPEDS	15 377 106	13 206 117	14 365 046	11 156 160	13 168 659	67 273 088
MOPED CARS	2 034 066	2 156 475	1 623 120	3 147 236	1 288 618	10 249 514
SNOWMOBILES, LEASING	1 080 558	1 301 109	1 127 932	605 675	857 231	4 972 504
SNOWMOBILES, OTHER	8 930 975	14 038 920	15 590 465	8 546 804	19 132 829	66 239 992
LIGHT QUADRICYCLES	901 640	794 800	693 233	398 910	300 023	3 088 606
HEAVY AND NOT REGISTERED QUADRICYCLES	6 837 727	3 600 083	5 606 987	5 298 427	12 023 895	33 367 118
TRACTORS AND PUB. W. V.	16 281 236	16 977 288	19 733 941	21 206 867	17 555 708	91 755 039
TRACTORS	10 121 039	9 951 977	11 563 394	12 516 622	12 409 531	56 562 563
PUBLIC WORKS VEH.	6 160 197	7 025 311	8 170 547	8 690 246	5 146 176	35 192 476
TRAILERS, CAMPING, ETC.	1 607 736	1 532 121	1 672 511	1 498 087	2 085 957	8 396 410
TRAILERS, OTHER	785 964	1 087 513	1 606 066	2 504 861	2 187 039	8 171 442
SCHOOL VEHICLES	161 077	394 501	309 585	464 066	459 569	1 788 799
GROUPS	26 197 055	18 465 485	16 203 890	11 500 857	7 730 738	80 098 026
YELLOW TEST PLATES	74 441	50 480	70 517	108 221	35 842	339 499
TOTAL	460 950 322	467 304 415	491 961 399	453 017 402	453 105 286	2 326 338 824



PROPERTY COMPENSATION IN TOTAL AT THE 2022 LEVEL €

TABLE 19

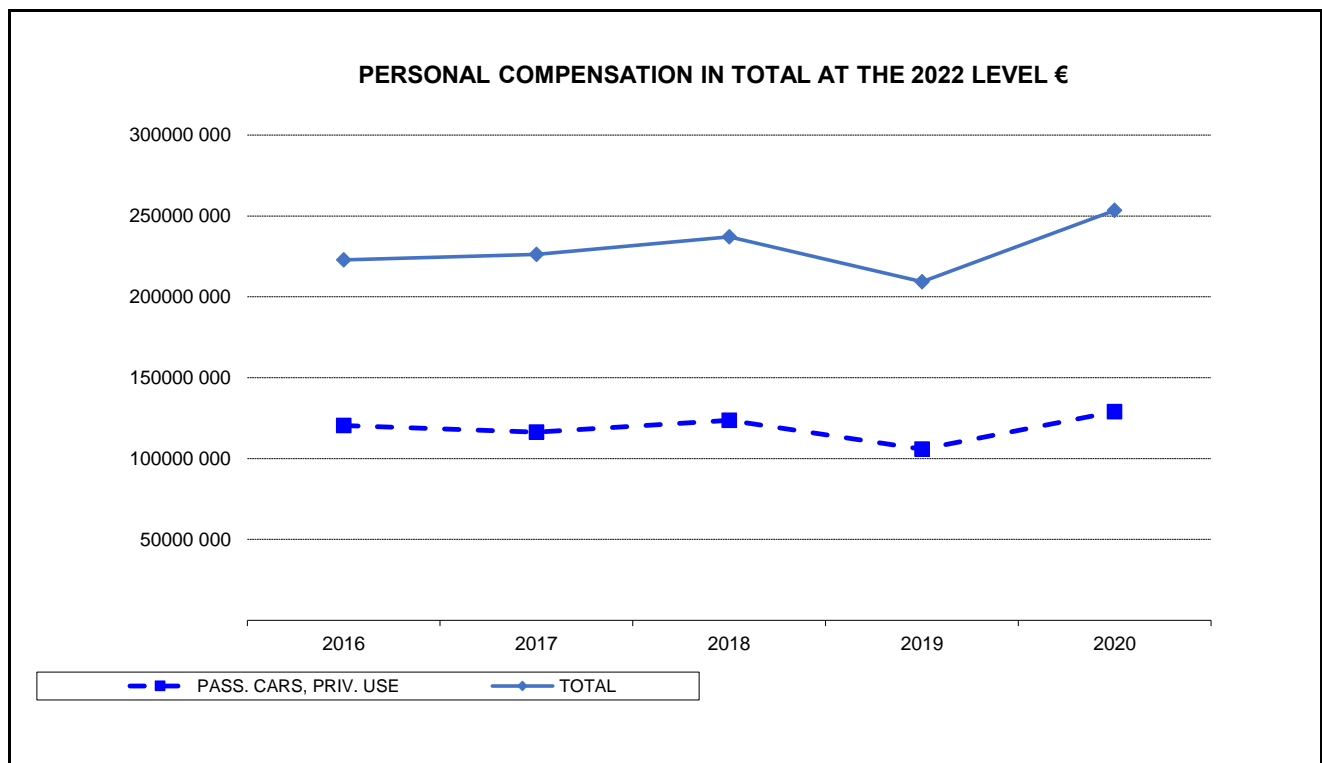
VEHICLE GROUP	YEAR OF ALLOCATION					
	2016	2017	2018	2019	2020	2016-2020
PASS. CARS, PRIV. USE	156 632 860	156 000 706	164 462 706	160 193 883	132 433 000	769 723 156
PASS. CARS, LIC. TRAFFIC	1 834 100	2 878 169	3 010 890	3 404 178	2 403 582	13 530 919
PASS. CARS AND VANS, LEAS.	673 322	969 787	1 083 681	1 000 544	849 968	4 577 302
VANS, PRIVATE USE	15 342 547	18 212 622	18 763 808	18 026 376	16 134 270	86 479 623
VANS, LICENSED TRAFFIC	636 124	1 509 701	1 366 332	1 038 162	1 047 512	5 597 831
LORRIES, PRIVATE USE	5 235 039	6 244 237	5 945 971	4 969 158	4 704 134	27 098 538
WEIGHT CLASS 6	2 704 934	2 991 649	2 862 923	2 554 687	2 101 935	13 216 128
WEIGHT CLASS 7	605 912	596 699	771 448	549 804	643 828	3 167 690
WEIGHT CLASS 8	1 924 193	2 655 889	2 311 601	1 864 667	1 958 371	10 714 720
LORRIES, LICENSED TRAFFIC	13 786 018	18 115 796	19 277 679	14 937 211	11 482 790	77 599 494
WEIGHT CLASS 6	1 029 546	1 370 334	1 747 211	969 913	416 633	5 533 637
WEIGHT CLASS 7	2 065 775	2 564 465	3 120 057	2 182 006	1 766 338	11 698 641
WEIGHT CLASS 8	10 690 698	14 180 997	14 410 410	11 785 292	9 299 819	60 367 216
BUSES, PRIVATE USE	94 371	115 935	74 962	115 122	63 041	463 432
BUSES, LICENSED TRAFFIC	2 640 552	3 240 798	3 338 196	2 874 321	1 560 415	13 654 282
SP. VEHICLES	4 594 891	5 472 106	5 103 986	5 378 114	4 237 135	24 786 232
MOTORCYCLES	1 228 844	1 243 436	1 286 296	1 191 309	980 999	5 930 884
MOPEDS	2 128 080	1 899 107	2 045 636	1 557 411	1 620 690	9 250 924
MOPED CARS	1 430 819	1 354 493	1 163 767	984 594	821 684	5 755 357
SNOWMOBILES, LEASING	29 021	44 124	43 443	42 095	50 170	208 854
SNOWMOBILES, OTHER	213 149	303 936	437 071	304 401	330 755	1 589 313
LIGHT QUADRICYCLES	68 041	47 766	34 435	60 680	40 689	251 611
HEAVY AND NOT REGISTERED QUADRICYCLES	404 210	389 096	553 994	546 326	494 983	2 388 609
TRACTORS AND PUB. W. V.	12 306 573	12 833 231	14 473 331	14 698 422	11 353 926	65 665 483
TRACTORS	6 526 295	7 168 537	7 376 457	7 714 035	6 591 497	35 376 822
PUBLIC WORKS VEH.	5 780 278	5 664 694	7 096 874	6 984 387	4 762 429	30 288 661
TRAILERS, CAMPING, ETC.	1 305 928	1 308 423	1 405 739	1 310 129	1 508 502	6 838 721
TRAILERS, OTHER	759 769	882 275	1 449 665	2 419 348	2 096 181	7 607 237
SCHOOL VEHICLES	102 748	131 793	101 271	100 808	65 917	502 536
GROUPS	16 651 937	7 834 496	9 439 080	8 444 057	5 375 628	47 745 198
YELLOW TEST PLATES	73 296	42 929	70 517	76 456	35 842	299 039
TOTAL	238 172 241	241 074 961	254 932 456	243 673 107	199 691 813	1 177 544 577



PERSONAL COMPENSATION IN TOTAL AT THE 2022 LEVEL €

TABLE 20

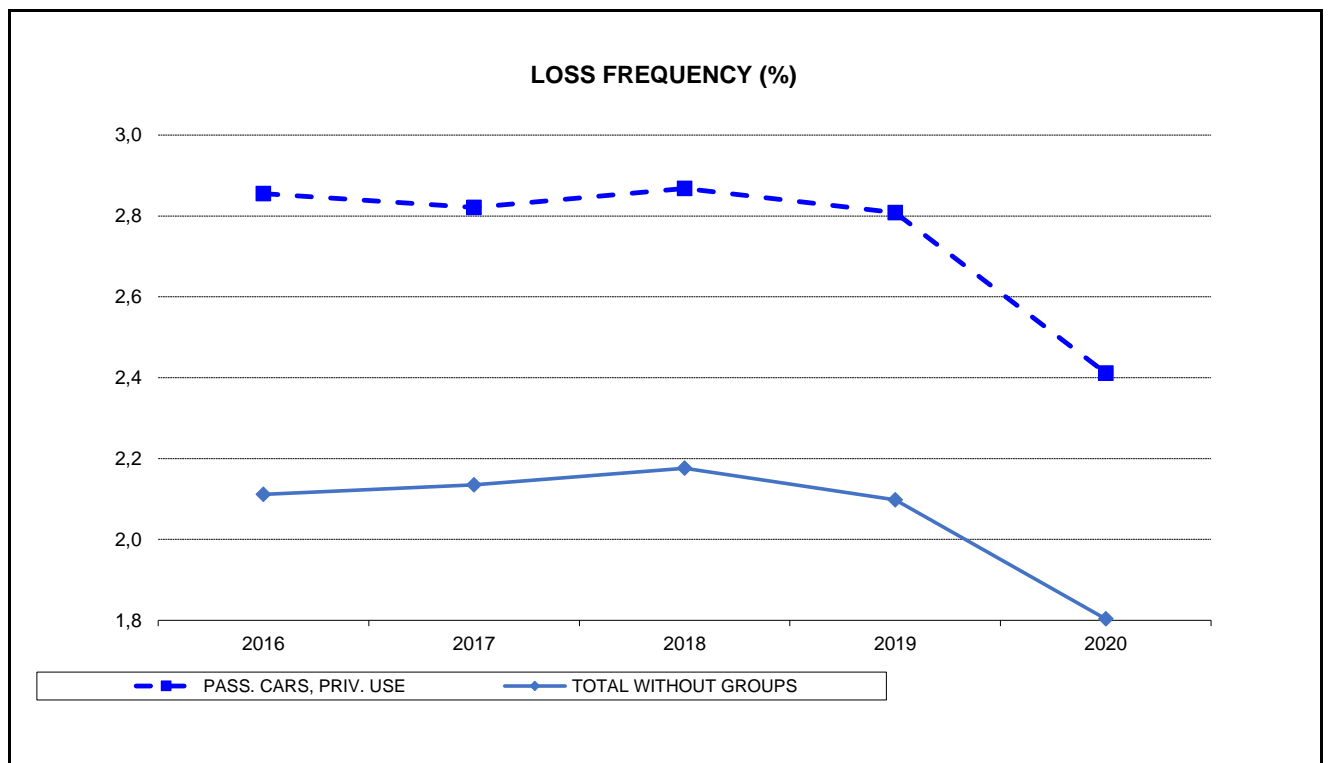
VEHICLE GROUP	YEAR OF ALLOCATION					
	2016	2017	2018	2019	2020	2016-2020
PASS. CARS, PRIV. USE	120 464 594	116 308 691	123 614 251	105 811 424	129 004 112	595 203 072
PASS. CARS, LIC. TRAFFIC	1 525 116	1 719 892	4 191 610	3 945 106	2 579 695	13 961 420
PASS. CARS AND VANS, LEAS.	689 934	1 243 433	617 570	192 325	485 641	3 228 902
VANS, PRIVATE USE	7 266 452	8 008 803	9 033 404	10 580 299	8 704 319	43 593 278
VANS, LICENSED TRAFFIC	82 497	252 261	335 294	334 801	298 722	1 303 576
LORRIES, PRIVATE USE	3 054 655	2 623 704	1 161 840	3 613 288	2 020 439	12 473 927
WEIGHT CLASS 6	589 281	857 298	513 609	2 840 862	1 463 707	6 264 757
WEIGHT CLASS 7	176 023	78 595	42 367	7 682	97 934	402 601
WEIGHT CLASS 8	2 289 351	1 687 812	605 864	764 744	458 798	5 806 569
LORRIES, LICENSED TRAFFIC	3 153 610	4 585 611	2 319 358	5 174 199	4 695 573	19 928 351
WEIGHT CLASS 6	236 100	48 252	46 948	79 070	10 506	420 876
WEIGHT CLASS 7	765 722	96 787	506 916	119 451	373 186	1 862 061
WEIGHT CLASS 8	2 151 788	4 440 572	1 765 494	4 975 677	4 311 881	17 645 414
BUSES, PRIVATE USE	12 885	37 777	7 197	120 405	20 760	199 025
BUSES, LICENSED TRAFFIC	1 700 071	3 414 058	5 171 966	1 418 988	1 164 665	12 869 747
SP. VEHICLES	1 485 549	3 162 222	2 078 187	4 877 896	2 041 488	13 645 343
MOTORCYCLES	38 546 709	38 339 780	41 112 922	37 384 122	49 366 917	204 750 450
MOPEDS	13 249 026	11 307 009	12 319 410	9 598 748	11 547 970	58 022 164
MOPED CARS	603 247	801 982	459 353	2 162 642	466 934	4 494 157
SNOWMOBILES, LEASING	1 051 536	1 256 984	1 084 488	563 579	807 061	4 763 650
SNOWMOBILES, OTHER	8 717 826	13 734 983	15 153 394	8 242 403	18 802 074	64 650 679
LIGHT QUADRICYCLES	833 599	747 034	658 799	338 230	259 333	2 836 995
HEAVY AND NOT REGISTERED QUADRICYCLES	6 433 517	3 210 987	5 052 992	4 752 101	11 528 912	30 978 509
TRACTORS AND PUB. W. V.	3 974 662	4 144 057	5 260 610	6 508 446	6 201 782	26 089 556
TRACTORS	3 594 744	2 783 440	4 186 937	4 802 587	5 818 034	21 185 742
PUBLIC WORKS VEH.	379 918	1 360 617	1 073 673	1 705 859	383 748	4 903 815
TRAILERS, CAMPING, ETC.	301 808	223 698	266 772	187 958	577 454	1 557 690
TRAILERS, OTHER	26 196	205 238	156 401	85 513	90 858	564 205
SCHOOL VEHICLES	58 330	262 708	208 315	363 258	393 652	1 286 263
GROUPS	9 545 118	10 630 990	6 764 809	3 056 801	2 355 110	32 352 828
YELLOW TEST PLATES	1 145	7 551		31 764		40 460
TOTAL	222 778 082	226 229 454	237 028 943	209 344 295	253 413 473	1 148 794 246



LOSS FREQUENCY (%)

TABLE 21

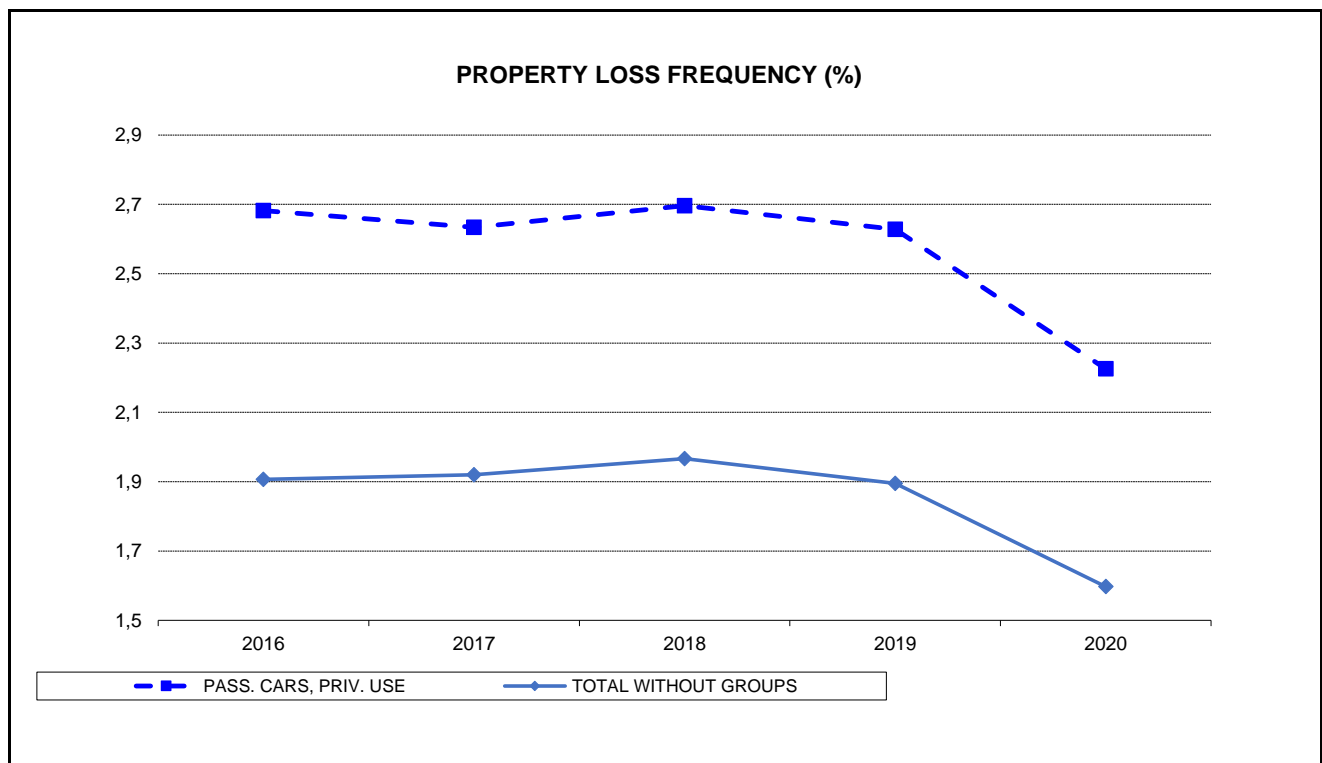
VEHICLE GROUP	YEAR OF ALLOCATION					
	2016	2017	2018	2019	2020	2016-2020
PASS. CARS, PRIV. USE	2,855	2,821	2,868	2,808	2,412	2,751
PASS. CARS, LIC. TRAFFIC	7,040	10,792	10,699	11,401	7,915	9,530
PASS. CARS AND VANS, LEAS.	3,302	3,965	3,435	3,519	2,606	3,344
VANS, PRIVATE USE	2,464	2,672	2,636	2,509	2,219	2,498
VANS, LICENSED TRAFFIC	8,691	9,401	9,906	8,703	7,374	8,812
LORRIES, PRIVATE USE	3,317	3,622	3,523	3,003	2,853	3,260
WEIGHT CLASS 6	2,715	2,976	2,882	2,485	2,313	2,675
WEIGHT CLASS 7	5,009	5,328	4,524	3,675	3,795	4,436
WEIGHT CLASS 8	5,428	5,850	5,942	4,838	4,618	5,304
LORRIES, LICENSED TRAFFIC	11,490	12,414	12,526	10,432	9,532	11,298
WEIGHT CLASS 6	11,200	14,470	26,207	12,283	8,484	13,824
WEIGHT CLASS 7	14,977	16,387	15,767	13,762	12,249	14,670
WEIGHT CLASS 8	10,820	11,367	10,869	9,601	9,154	10,358
BUSES, PRIVATE USE	3,888	3,290	3,642	3,927	3,003	3,531
BUSES, LICENSED TRAFFIC	15,161	15,444	16,212	15,725	10,746	14,922
SP. VEHICLES	2,048	2,141	2,178	2,016	1,768	2,027
MOTORCYCLES	2,550	2,478	2,553	2,210	2,333	2,423
MOPEDS	2,049	2,178	2,377	2,178	2,224	2,195
MOPED CARS	17,717	10,301	9,151	9,560	8,895	10,780
SNOWMOBILES, LEASING	7,293	13,723	15,506	10,693	16,910	12,118
SNOWMOBILES, OTHER	0,848	0,977	1,157	1,142	1,133	1,043
LIGHT QUADRICYCLES	1,048	3,402	2,601	2,752	2,269	1,821
HEAVY AND NOT REGISTERED QUADRICYCLES	1,056	0,970	0,950	0,925	0,859	0,947
TRACTORS AND PUB. W. V.	1,163	1,145	1,181	1,226	0,906	1,123
TRACTORS	0,823	0,812	0,827	0,860	0,699	0,804
PUBLIC WORKS VEH.	3,465	3,180	3,331	3,358	2,089	3,063
TRAILERS, CAMPING, ETC.	0,083	0,084	0,090	0,086	0,090	0,087
TRAILERS, OTHER	0,585	0,486	0,976	1,379	1,431	0,982
SCHOOL VEHICLES	2,396	2,417	2,381	2,630	2,232	2,413
GROUPS	11,294	23,329	23,699	26,948	15,583	16,625
YELLOW TEST PLATES	1,179	0,827	0,667	0,985	0,703	0,867
TOTAL WITHOUT GROUPS	2,111	2,135	2,176	2,098	1,803	2,064



PROPERTY LOSS FREQUENCY (%)

TABLE 22

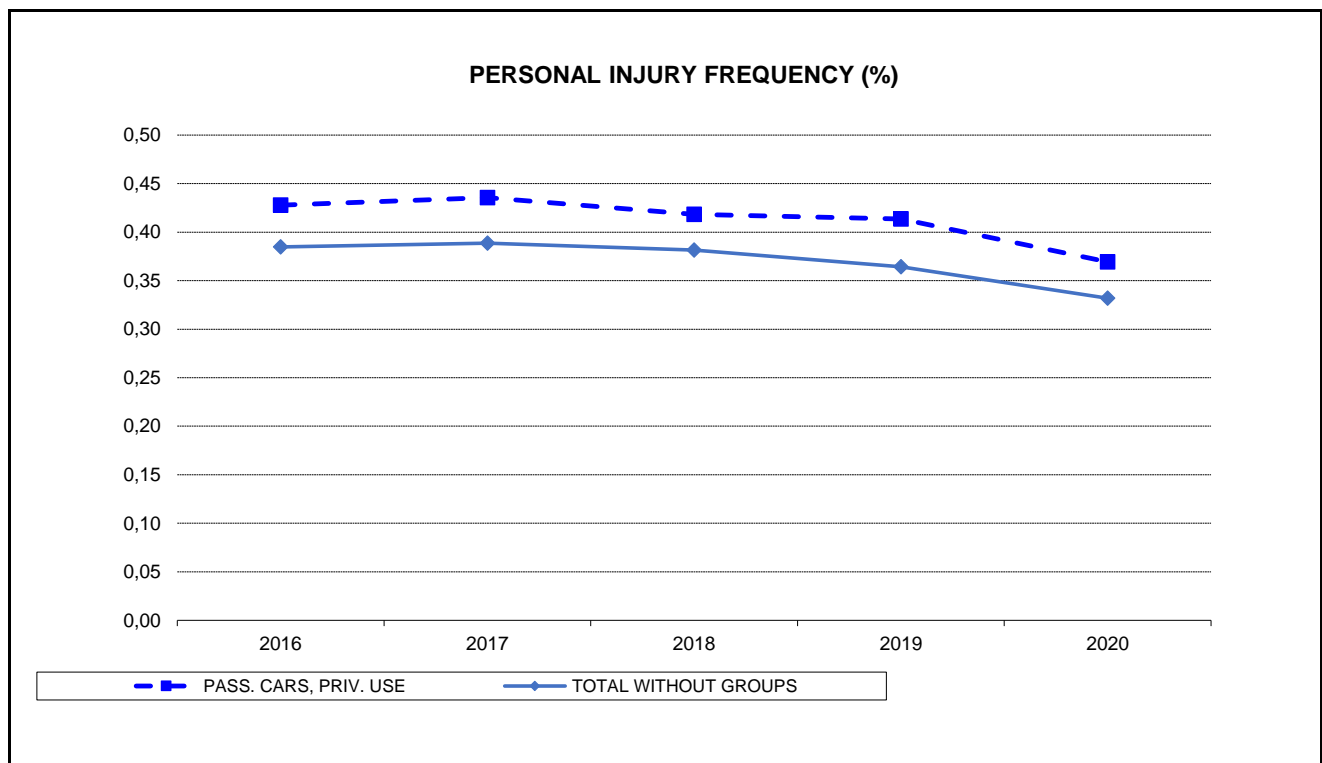
VEHICLE GROUP	YEAR OF ALLOCATION					
	2016	2017	2018	2019	2020	2016-2020
PASS. CARS, PRIV. USE	2,682	2,634	2,696	2,628	2,225	2,572
PASS. CARS, LIC. TRAFFIC	6,323	9,885	9,971	10,412	7,142	8,708
PASS. CARS AND VANS, LEAS.	3,239	3,819	3,313	3,346	2,517	3,223
VANS, PRIVATE USE	2,362	2,562	2,526	2,397	2,094	2,386
VANS, LICENSED TRAFFIC	8,616	9,255	9,687	8,405	7,060	8,585
LORRIES, PRIVATE USE	3,214	3,471	3,383	2,821	2,656	3,105
WEIGHT CLASS 6	2,607	2,838	2,782	2,334	2,134	2,540
WEIGHT CLASS 7	4,883	5,152	4,385	3,588	3,606	4,292
WEIGHT CLASS 8	5,366	5,650	5,617	4,478	4,344	5,053
LORRIES, LICENSED TRAFFIC	11,173	12,156	12,237	10,187	9,187	11,009
WEIGHT CLASS 6	10,962	14,243	25,747	12,002	8,276	13,554
WEIGHT CLASS 7	14,559	16,146	15,510	13,539	11,926	14,381
WEIGHT CLASS 8	10,512	11,102	10,588	9,356	8,788	10,066
BUSES, PRIVATE USE	3,582	2,937	2,833	3,055	2,643	3,006
BUSES, LICENSED TRAFFIC	12,553	12,880	13,321	13,088	8,508	12,309
SP. VEHICLES	1,970	2,055	2,080	1,941	1,679	1,942
MOTORCYCLES	0,720	0,651	0,653	0,588	0,545	0,630
MOPEDS	0,860	0,844	0,890	0,770	0,838	0,842
MOPED CARS	15,429	8,724	8,024	8,196	7,530	9,277
SNOWMOBILES, LEASING	1,685	3,036	2,840	2,402	3,404	2,557
SNOWMOBILES, OTHER	0,191	0,212	0,285	0,235	0,227	0,229
LIGHT QUADRICYCLES	0,275	1,180	0,681	1,224	0,756	0,581
HEAVY AND NOT REGISTERED QUADRICYCLES	0,488	0,522	0,585	0,579	0,441	0,522
TRACTORS AND PUB. W. V.	1,123	1,102	1,138	1,176	0,848	1,077
TRACTORS	0,784	0,768	0,782	0,810	0,642	0,757
PUBLIC WORKS VEH.	3,420	3,146	3,295	3,311	2,031	3,019
TRAILERS, CAMPING, ETC.	0,081	0,081	0,086	0,082	0,086	0,083
TRAILERS, OTHER	0,579	0,479	0,971	1,373	1,408	0,973
SCHOOL VEHICLES	1,833	1,442	1,398	1,597	1,272	1,508
GROUPS	10,577	20,894	21,821	24,778	13,814	15,261
YELLOW TEST PLATES	1,071	0,771	0,666	0,936	0,693	0,824
TOTAL WITHOUT GROUPS	1,906	1,920	1,967	1,895	1,597	1,856



PERSONAL INJURY FREQUENCY (%)

TABLE 23

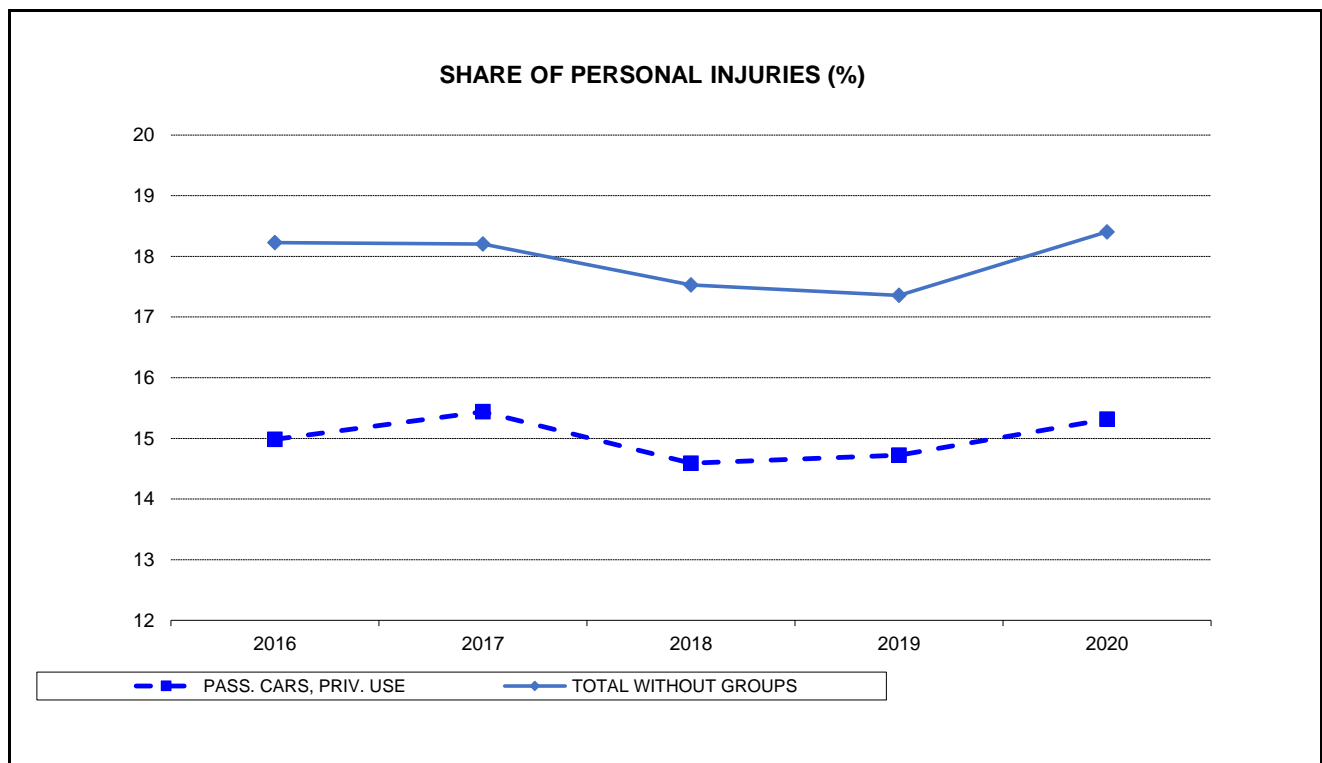
VEHICLE GROUP	YEAR OF ALLOCATION					
	2016	2017	2018	2019	2020	2016-2020
PASS. CARS, PRIV. USE	0,428	0,436	0,418	0,413	0,369	0,413
PASS. CARS, LIC. TRAFFIC	1,535	1,911	1,600	1,906	1,442	1,671
PASS. CARS AND VANS, LEAS.	0,261	0,405	0,385	0,450	0,239	0,349
VANS, PRIVATE USE	0,288	0,290	0,270	0,291	0,239	0,275
VANS, LICENSED TRAFFIC	0,497	0,675	0,811	0,770	0,609	0,692
LORRIES, PRIVATE USE	0,333	0,348	0,340	0,334	0,356	0,342
WEIGHT CLASS 6	0,306	0,326	0,279	0,309	0,314	0,307
WEIGHT CLASS 7	0,401	0,289	0,302	0,137	0,314	0,285
WEIGHT CLASS 8	0,429	0,485	0,641	0,538	0,552	0,533
LORRIES, LICENSED TRAFFIC	0,918	0,792	0,791	0,711	0,654	0,770
WEIGHT CLASS 6	0,671	0,476	1,090	0,643	0,129	0,574
WEIGHT CLASS 7	0,940	0,798	0,739	0,754	0,327	0,712
WEIGHT CLASS 8	0,951	0,835	0,778	0,712	0,776	0,805
BUSES, PRIVATE USE	0,676	0,740	0,907	1,215	0,577	0,824
BUSES, LICENSED TRAFFIC	4,045	3,891	4,270	3,828	3,125	3,884
SP. VEHICLES	0,177	0,166	0,192	0,160	0,154	0,170
MOTORCYCLES	2,177	2,149	2,201	1,862	2,044	2,085
MOPEDS	1,519	1,625	1,811	1,688	1,658	1,654
MOPED CARS	4,241	2,674	2,312	2,373	2,162	2,684
SNOWMOBILES, LEASING	6,720	12,501	14,633	9,617	14,143	10,940
SNOWMOBILES, OTHER	0,716	0,830	0,959	0,973	0,977	0,883
LIGHT QUADRICYCLES	0,810	2,576	2,039	1,615	1,570	1,331
HEAVY AND NOT REGISTERED QUADRICYCLES	0,648	0,511	0,411	0,402	0,465	0,483
TRACTORS AND PUB. W. V.	0,058	0,065	0,063	0,072	0,073	0,066
TRACTORS	0,056	0,066	0,064	0,070	0,075	0,066
PUBLIC WORKS VEH.	0,078	0,058	0,056	0,085	0,058	0,067
TRAILERS, CAMPING, ETC.	0,003	0,004	0,005	0,004	0,004	0,004
TRAILERS, OTHER	0,028	0,048	0,054	0,076	0,037	0,049
SCHOOL VEHICLES	0,754	1,150	1,060	1,124	1,194	1,057
GROUPS	1,359	3,797	3,170	3,558	2,517	2,276
YELLOW TEST PLATES	0,162	0,111	0,000	0,143	0,000	0,081
TOTAL WITHOUT GROUPS	0,385	0,389	0,381	0,364	0,332	0,370



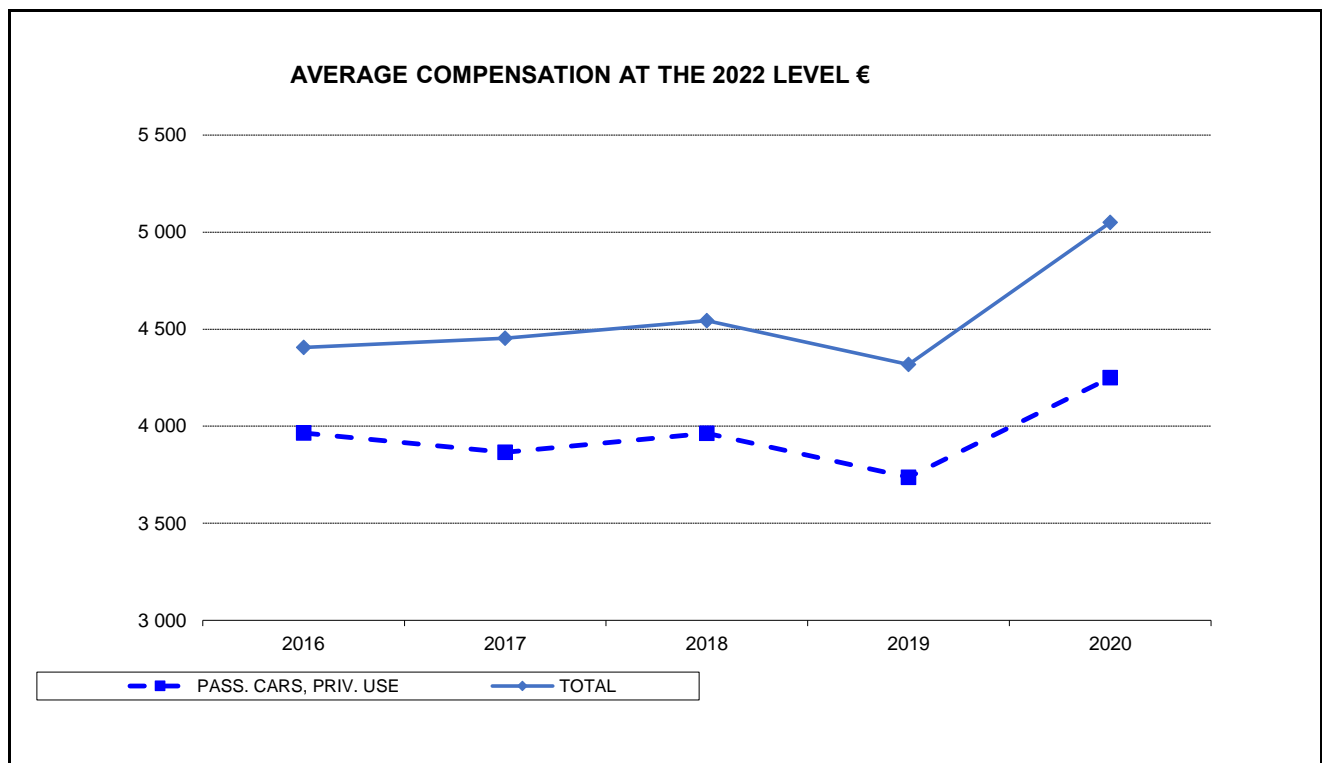
SHARE OF PERSONAL INJURIES (%)

TABLE 24

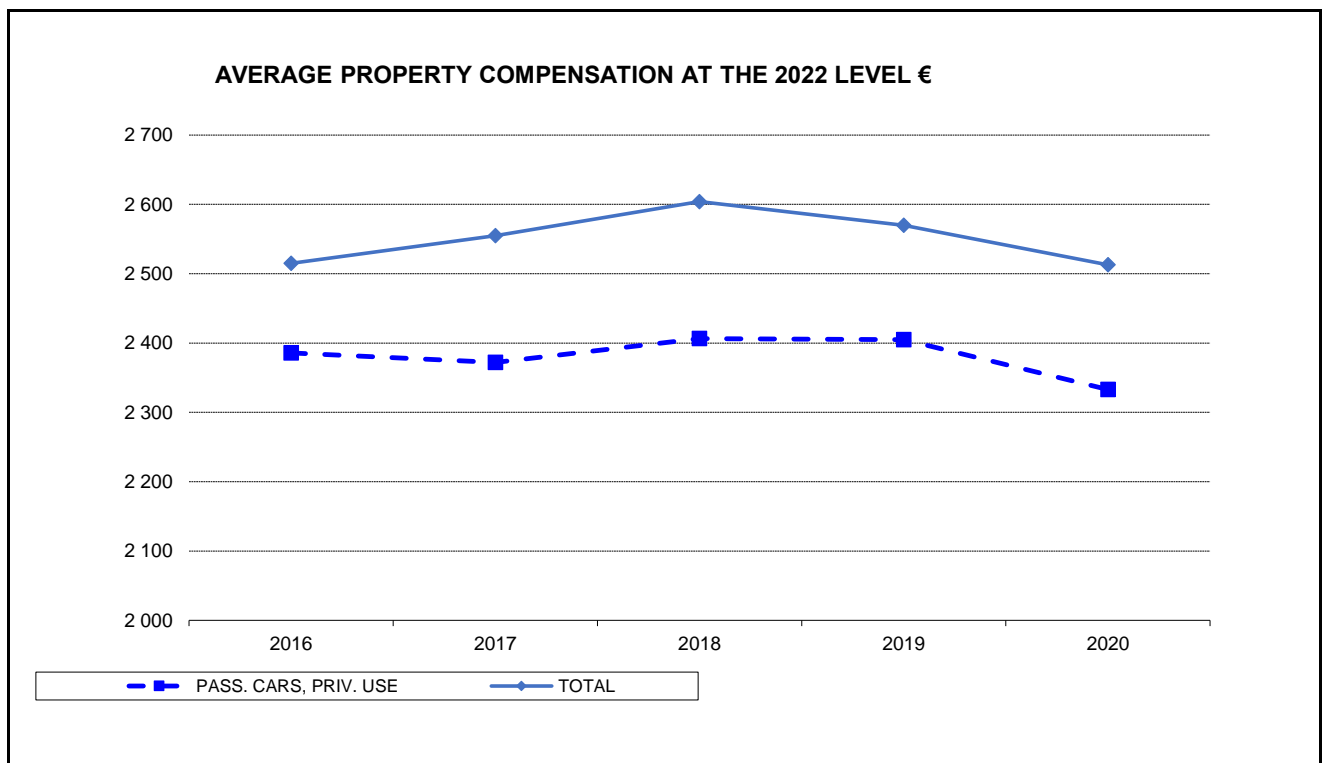
VEHICLE GROUP	YEAR OF ALLOCATION					
	2016	2017	2018	2019	2020	2016-2020
PASS. CARS, PRIV. USE	15,0	15,4	14,6	14,7	15,3	15,0
PASS. CARS, LIC. TRAFFIC	21,8	17,7	15,0	16,7	18,2	17,5
PASS. CARS AND VANS, LEAS.	7,9	10,2	11,2	12,8	9,2	10,5
VANS, PRIVATE USE	11,7	10,9	10,3	11,6	10,8	11,0
VANS, LICENSED TRAFFIC	5,7	7,2	8,2	8,9	8,3	7,9
LORRIES, PRIVATE USE	10,0	9,6	9,6	11,1	12,5	10,5
WEIGHT CLASS 6	11,3	10,9	9,7	12,4	13,6	11,5
WEIGHT CLASS 7	8,0	5,4	6,7	3,7	8,3	6,4
WEIGHT CLASS 8	7,9	8,3	10,8	11,1	11,9	10,0
LORRIES, LICENSED TRAFFIC	8,0	6,4	6,3	6,8	6,9	6,8
WEIGHT CLASS 6	6,0	3,3	4,2	5,2	1,5	4,2
WEIGHT CLASS 7	6,3	4,9	4,7	5,5	2,7	4,9
WEIGHT CLASS 8	8,8	7,3	7,2	7,4	8,5	7,8
BUSES, PRIVATE USE	17,4	22,5	24,9	30,9	19,2	23,3
BUSES, LICENSED TRAFFIC	26,7	25,2	26,3	24,3	29,1	26,0
SP. VEHICLES	8,7	7,8	8,8	8,0	8,7	8,4
MOTORCYCLES	85,4	86,7	86,2	84,2	87,6	86,1
MOPEDS	74,1	74,6	76,2	77,5	74,6	75,4
MOPED CARS	23,9	26,0	25,3	24,8	24,3	24,9
SNOWMOBILES, LEASING	92,1	91,1	94,4	89,9	83,6	90,3
SNOWMOBILES, OTHER	84,4	85,0	83,0	85,2	86,2	84,7
LIGHT QUADRICYCLES	77,3	75,7	78,4	58,7	69,2	73,1
HEAVY AND NOT REGISTERED QUADRICYCLES	61,4	52,6	43,3	43,5	54,1	51,0
TRACTORS AND PUB. W. V.	5,0	5,6	5,3	5,9	8,0	5,9
TRACTORS	6,8	8,1	7,8	8,1	10,8	8,2
PUBLIC WORKS VEH.	2,2	1,8	1,7	2,5	2,8	2,2
TRAILERS, CAMPING, ETC.	3,4	4,7	5,0	5,0	4,5	4,6
TRAILERS, OTHER	4,8	9,8	5,5	5,5	2,6	5,0
SCHOOL VEHICLES	31,4	47,6	44,5	42,7	53,5	43,8
GROUPS	12,0	16,3	13,4	13,2	16,2	13,7
YELLOW TEST PLATES	13,7	13,4	0,0	14,5	0,0	9,3
TOTAL WITHOUT GROUPS	18,2	18,2	17,5	17,4	18,4	17,9



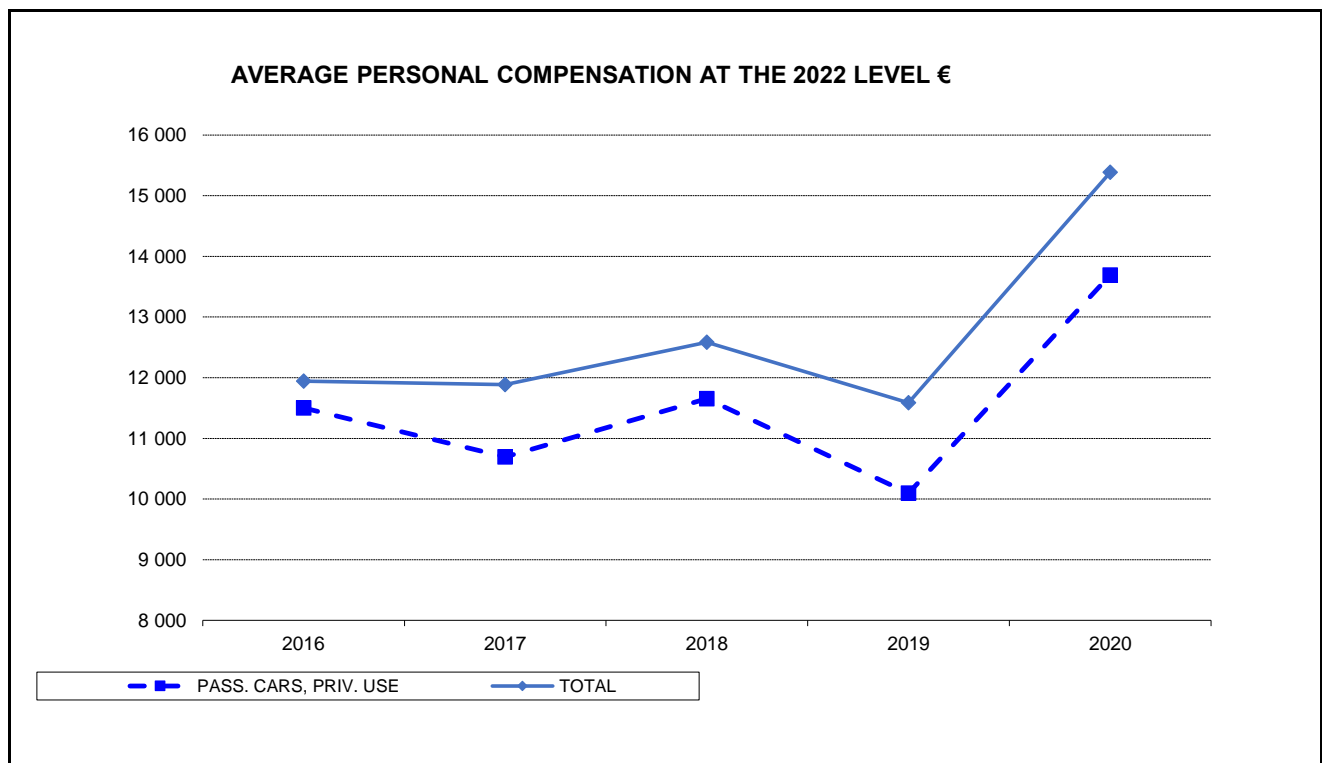
VEHICLE GROUP	YEAR OF ALLOCATION					
	2016	2017	2018	2019	2020	2016-2020
PASS. CARS, PRIV. USE	3 965	3 866	3 963	3 737	4 250	3 948
PASS. CARS, LIC. TRAFFIC	4 175	4 528	5 966	5 111	5 038	5 041
PASS. CARS AND VANS, LEAS.	4 806	5 979	4 754	3 035	4 531	4 593
VANS, PRIVATE USE	3 691	3 589	3 769	4 048	3 887	3 796
VANS, LICENSED TRAFFIC	2 516	3 018	2 608	2 370	2 698	2 654
LORRIES, PRIVATE USE	5 575	5 140	4 187	5 850	4 854	5 098
WEIGHT CLASS 6	3 535	3 571	3 240	6 037	4 319	4 083
WEIGHT CLASS 7	4 256	3 229	4 320	3 513	4 649	3 969
WEIGHT CLASS 8	11 342	9 907	6 248	6 342	6 041	7 899
LORRIES, LICENSED TRAFFIC	5 782	6 169	5 517	6 408	5 962	5 955
WEIGHT CLASS 6	3 943	3 163	3 622	3 096	1 973	3 271
WEIGHT CLASS 7	4 912	3 807	4 946	3 951	4 332	4 395
WEIGHT CLASS 8	6 320	7 353	6 022	7 559	6 795	6 801
BUSES, PRIVATE USE	2 547	2 535	2 154	4 805	2 670	2 993
BUSES, LICENSED TRAFFIC	3 924	5 630	6 807	4 036	5 009	5 154
SP. VEHICLES	3 633	4 964	4 048	6 045	4 141	4 575
MOTORCYCLES	18 546	17 599	18 010	19 105	23 730	19 348
MOPEDS	4 928	4 394	4 705	4 329	5 336	4 730
MOPED CARS	2 542	2 754	2 589	5 661	2 899	3 192
SNOWMOBILES, LEASING	17 575	14 918	13 527	8 831	11 358	13 220
SNOWMOBILES, OTHER	14 126	21 017	20 411	11 699	29 038	19 181
LIGHT QUADRICYCLES	7 521	10 060	9 903	6 398	6 108	8 120
HEAVY AND NOT REGISTERED QUADRICYCLES	14 506	8 663	12 608	11 132	25 409	14 630
TRACTORS AND PUB. W. V.	3 344	3 392	3 774	3 880	4 323	3 725
TRACTORS	3 370	3 261	3 681	3 825	4 652	3 737
PUBLIC WORKS VEH.	3 301	3 595	3 913	3 963	3 694	3 707
TRAILERS, CAMPING, ETC.	2 083	1 897	1 906	1 759	2 290	1 990
TRAILERS, OTHER	3 716	6 125	4 318	4 684	3 952	4 419
SCHOOL VEHICLES	2 512	5 466	4 533	6 656	8 249	5 420
GROUPS	3 904	5 328	4 842	3 377	3 935	4 240
YELLOW TEST PLATES	3 377	3 357	5 401	5 100	2 227	3 882
TOTAL	4 406	4 453	4 544	4 318	5 050	4 540



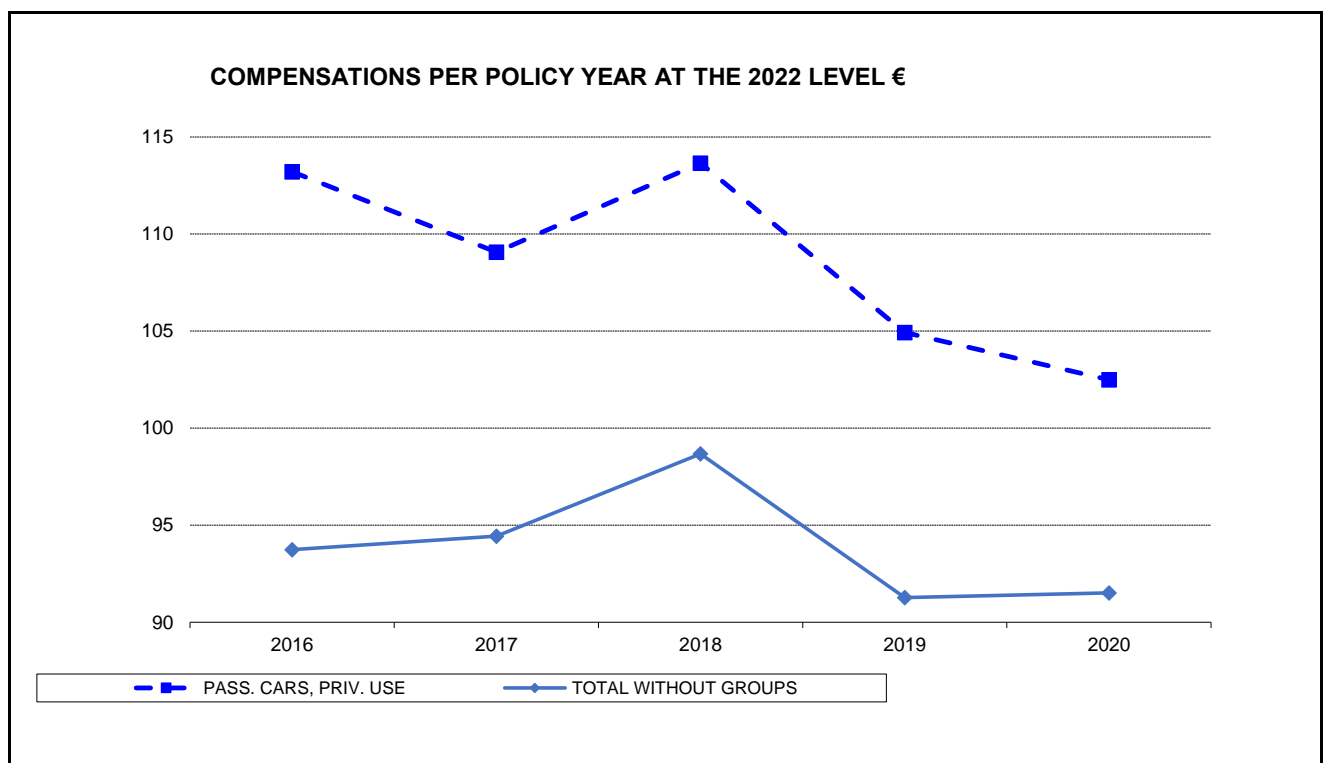
VEHICLE GROUP	YEAR OF ALLOCATION					
	2016	2017	2018	2019	2020	2016-2020
PASS. CARS, PRIV. USE	2 386	2 372	2 406	2 405	2 333	2 382
PASS. CARS, LIC. TRAFFIC	2 538	3 094	2 676	2 593	2 693	2 715
PASS. CARS AND VANS, LEAS.	2 420	2 721	3 140	2 678	2 985	2 794
VANS, PRIVATE USE	2 612	2 600	2 655	2 670	2 675	2 642
VANS, LICENSED TRAFFIC	2 246	2 627	2 142	1 856	2 193	2 210
LORRIES, PRIVATE USE	3 633	3 776	3 647	3 606	3 647	3 666
WEIGHT CLASS 6	3 024	2 910	2 845	3 044	2 760	2 917
WEIGHT CLASS 7	3 383	2 951	4 225	3 549	4 247	3 639
WEIGHT CLASS 8	5 240	6 272	5 236	4 859	5 202	5 378
LORRIES, LICENSED TRAFFIC	4 839	5 027	5 040	4 874	4 390	4 863
WEIGHT CLASS 6	3 277	3 104	3 591	2 929	1 972	3 101
WEIGHT CLASS 7	3 687	3 723	4 325	3 808	3 673	3 868
WEIGHT CLASS 8	5 415	5 733	5 507	5 454	4 835	5 415
BUSES, PRIVATE USE	2 432	2 141	2 526	3 018	2 282	2 460
BUSES, LICENSED TRAFFIC	2 883	3 287	3 250	3 246	3 622	3 216
SP. VEHICLES	2 854	3 278	3 013	3 291	2 942	3 080
MOTORCYCLES	2 029	2 104	2 134	2 217	1 980	2 094
MOPEDS	1 625	1 631	1 789	1 709	1 742	1 695
MOPED CARS	2 053	2 043	2 117	2 066	2 184	2 083
SNOWMOBILES, LEASING	2 043	2 287	2 845	2 732	3 302	2 632
SNOWMOBILES, OTHER	1 501	2 093	2 321	2 030	2 505	2 098
LIGHT QUADRICYCLES	2 163	1 742	1 879	2 188	2 487	2 075
HEAVY AND NOT REGISTERED QUADRICYCLES	1 853	1 742	2 023	1 834	2 036	1 901
TRACTORS AND PUB. W. V.	2 617	2 663	2 874	2 802	2 986	2 782
TRACTORS	2 281	2 484	2 484	2 501	2 694	2 483
PUBLIC WORKS VEH.	3 138	2 930	3 436	3 230	3 516	3 237
TRAILERS, CAMPING, ETC.	1 738	1 688	1 672	1 604	1 739	1 688
TRAILERS, OTHER	3 633	5 035	3 916	4 546	3 850	4 154
SCHOOL VEHICLES	2 095	3 061	2 525	2 382	2 076	2 436
GROUPS	2 650	2 524	3 064	2 697	3 087	2 753
YELLOW TEST PLATES	3 661	3 062	5 410	3 794	2 258	3 599
TOTAL	2 515	2 555	2 604	2 570	2 513	2 553



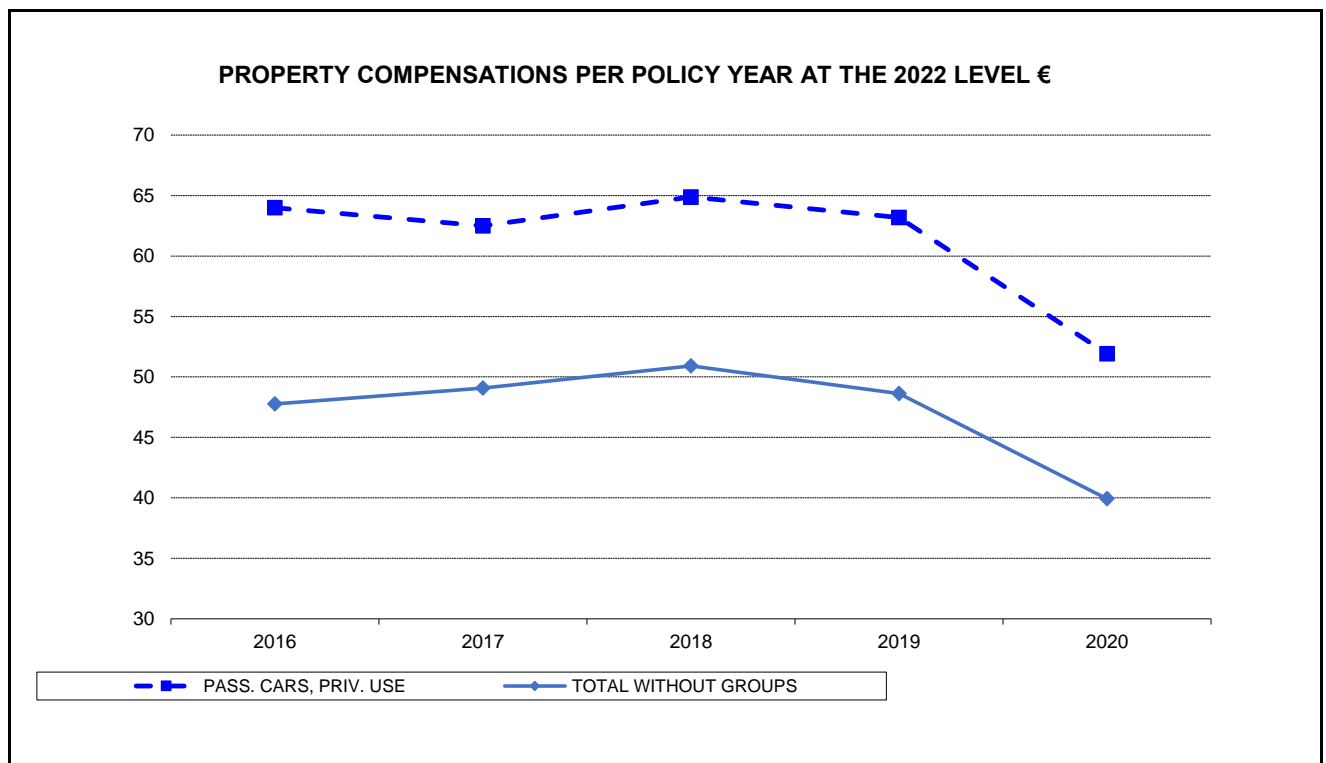
VEHICLE GROUP	YEAR OF ALLOCATION					
	2016	2017	2018	2019	2020	2016-2020
PASS. CARS, PRIV. USE	11 503	10 695	11 655	10 096	13 693	11 478
PASS. CARS, LIC. TRAFFIC	8 693	9 566	23 223	16 410	14 312	14 598
PASS. CARS AND VANS, LEAS.	30 743	32 864	15 408	3 829	17 980	18 181
VANS, PRIVATE USE	10 147	10 093	11 943	12 929	12 625	11 551
VANS, LICENSED TRAFFIC	5 054	6 017	6 274	6 529	7 246	6 384
LORRIES, PRIVATE USE	20 470	15 836	7 096	22 146	11 675	15 308
WEIGHT CLASS 6	5 605	7 264	5 097	25 562	13 060	11 450
WEIGHT CLASS 7	11 977	6 926	3 364	1 299	7 427	6 973
WEIGHT CLASS 8	77 888	46 479	12 026	16 585	9 599	27 651
LORRIES, LICENSED TRAFFIC	13 476	19 521	9 378	24 179	25 212	17 849
WEIGHT CLASS 6	12 285	3 271	2 278	4 459	3 187	5 566
WEIGHT CLASS 7	21 167	2 843	14 757	3 742	28 303	12 440
WEIGHT CLASS 8	12 047	23 860	9 178	30 277	25 399	19 800
BUSES, PRIVATE USE	1 759	2 771	758	7 936	3 444	3 853
BUSES, LICENSED TRAFFIC	5 761	11 463	15 708	5 479	7 360	9 608
SP. VEHICLES	10 255	23 427	13 304	36 133	15 441	19 403
MOTORCYCLES	21 048	19 660	20 259	21 977	26 563	21 851
MOPEDS	5 727	5 043	5 298	4 804	6 275	5 413
MOPED CARS	3 149	3 946	2 900	15 671	4 322	5 623
SNOWMOBILES, LEASING	18 562	15 821	13 782	9 136	12 786	14 027
SNOWMOBILES, OTHER	16 340	24 203	23 914	13 250	33 096	22 104
LIGHT QUADRICYCLES	8 992	12 483	12 005	9 243	7 630	10 205
HEAVY AND NOT REGISTERED QUADRICYCLES	22 228	14 679	26 238	22 956	45 011	26 616
TRACTORS AND PUB. W. V.	16 235	14 683	18 889	20 258	19 050	17 963
TRACTORS	17 708	11 294	17 190	18 068	20 260	17 003
PUBLIC WORKS VEH.	9 084	38 016	30 727	30 756	9 998	23 758
TRAILERS, CAMPING, ETC.	11 379	5 912	6 037	4 381	14 007	8 084
TRAILERS, OTHER	2 568	11 806	7 609	2 918	6 391	6 156
SCHOOL VEHICLES	2 892	7 649	6 848	12 192	13 203	8 899
GROUPS	11 824	18 845	15 112	6 798	7 422	12 511
YELLOW TEST PLATES	378	3 738		10 306		4 978
TOTAL	11 943	11 886	12 583	11 587	15 385	12 615



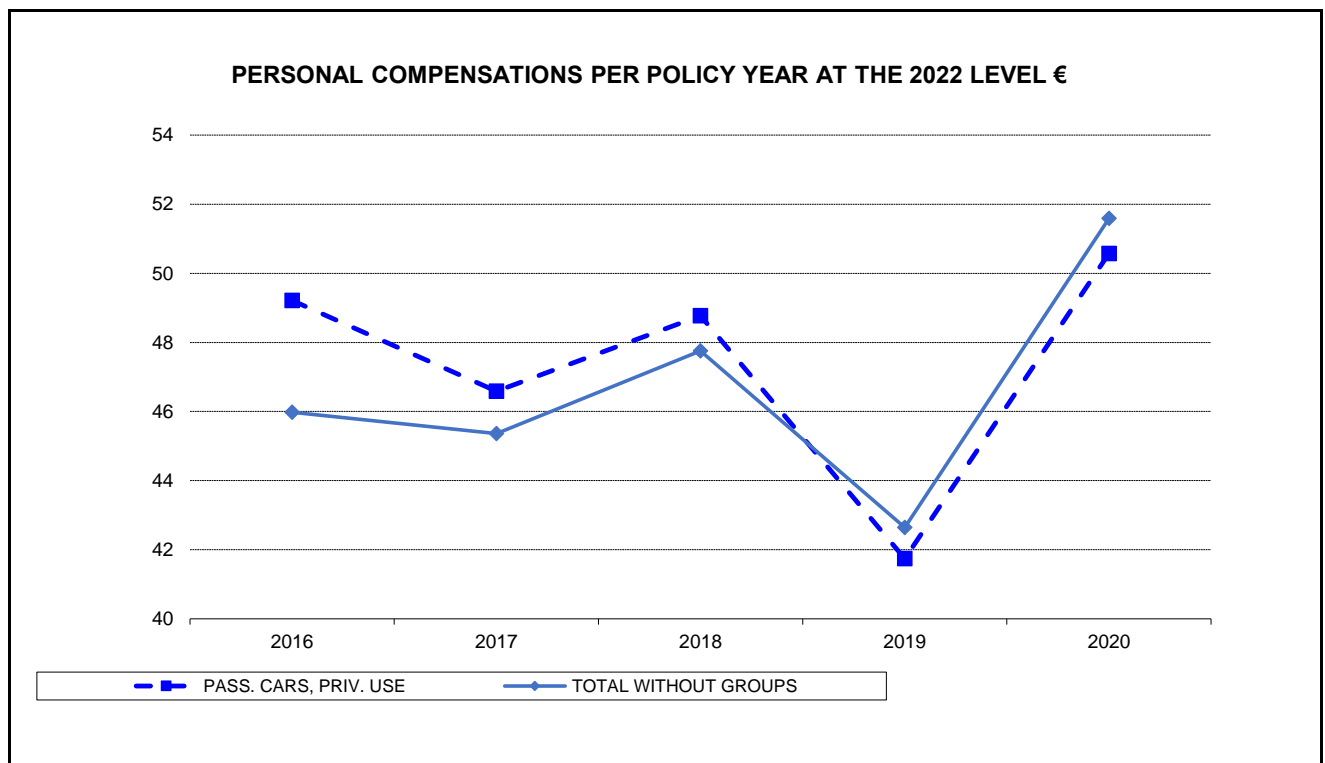
VEHICLE GROUP	YEAR OF ALLOCATION					
	2016	2017	2018	2019	2020	2016-2020
PASS. CARS, PRIV. USE	113	109	114	105	102	109
PASS. CARS, LIC. TRAFFIC	294	489	638	583	399	480
PASS. CARS AND VANS, LEAS.	159	237	163	107	118	154
VANS, PRIVATE USE	91	96	99	102	86	95
VANS, LICENSED TRAFFIC	219	284	258	206	199	234
LORRIES, PRIVATE USE	185	186	147	176	138	166
WEIGHT CLASS 6	96	106	93	150	100	109
WEIGHT CLASS 7	213	172	195	129	176	176
WEIGHT CLASS 8	616	580	371	307	279	419
LORRIES, LICENSED TRAFFIC	664	766	691	668	568	673
WEIGHT CLASS 6	442	458	949	380	167	452
WEIGHT CLASS 7	736	624	780	544	531	645
WEIGHT CLASS 8	684	836	655	726	622	704
BUSES, PRIVATE USE	99	83	78	189	80	106
BUSES, LICENSED TRAFFIC	595	869	1 104	635	538	769
SP. VEHICLES	74	106	88	122	73	93
MOTORCYCLES	473	436	460	422	554	469
MOPEDS	101	96	112	94	119	104
MOPED CARS	450	284	237	541	258	344
SNOWMOBILES, LEASING	1 282	2 047	2 098	944	1 921	1 602
SNOWMOBILES, OTHER	120	205	236	134	329	200
LIGHT QUADRICYCLES	79	342	258	176	139	148
HEAVY AND NOT REGISTERED QUADRICYCLES	153	84	120	103	218	139
TRACTORS AND PUB. W. V.	39	39	45	48	39	42
TRACTORS	28	26	30	33	33	30
PUBLIC WORKS VEH.	114	114	130	133	77	114
TRAILERS, CAMPING, ETC.	2	2	2	2	2	2
TRAILERS, OTHER	22	30	42	65	57	43
SCHOOL VEHICLES	60	132	108	175	184	131
GROUPS	441	1 243	1 148	910	613	705
YELLOW TEST PLATES	40	28	36	50	16	34
TOTAL WITHOUT GROUPS	94	94	99	91	92	94



VEHICLE GROUP	YEAR OF ALLOCATION					2016-2020
	2016	2017	2018	2019	2020	
PASS. CARS, PRIV. USE	64	62	65	63	52	61
PASS. CARS, LIC. TRAFFIC	160	306	267	270	192	236
PASS. CARS AND VANS, LEAS.	78	104	104	90	75	90
VANS, PRIVATE USE	62	67	67	64	56	63
VANS, LICENSED TRAFFIC	194	243	207	156	155	190
LORRIES, PRIVATE USE	117	131	123	102	97	114
WEIGHT CLASS 6	79	83	79	71	59	74
WEIGHT CLASS 7	165	152	185	127	153	156
WEIGHT CLASS 8	281	354	294	218	226	272
LORRIES, LICENSED TRAFFIC	541	611	617	496	403	535
WEIGHT CLASS 6	359	442	924	352	163	420
WEIGHT CLASS 7	537	601	671	516	438	556
WEIGHT CLASS 8	569	636	583	510	425	545
BUSES, PRIVATE USE	87	63	72	92	60	74
BUSES, LICENSED TRAFFIC	362	423	433	425	308	396
SP. VEHICLES	56	67	63	64	49	60
MOTORCYCLES	15	14	14	13	11	13
MOPEDS	14	14	16	13	15	14
MOPED CARS	317	178	170	169	164	193
SNOWMOBILES, LEASING	34	69	81	66	112	67
SNOWMOBILES, OTHER	3	4	7	5	6	5
LIGHT QUADRICYCLES	6	21	13	27	19	12
HEAVY AND NOT REGISTERED QUADRICYCLES	9	9	12	11	9	10
TRACTORS AND PUB. W. V.	29	29	33	33	25	30
TRACTORS	18	19	19	20	17	19
PUBLIC WORKS VEH.	107	92	113	107	71	98
TRAILERS, CAMPING, ETC.	1	1	1	1	1	1
TRAILERS, OTHER	21	24	38	62	54	40
SCHOOL VEHICLES	38	44	35	38	26	37
GROUPS	280	527	668	668	426	420
YELLOW TEST PLATES	39	24	36	35	16	30
TOTAL WITHOUT GROUPS	48	49	51	49	40	47



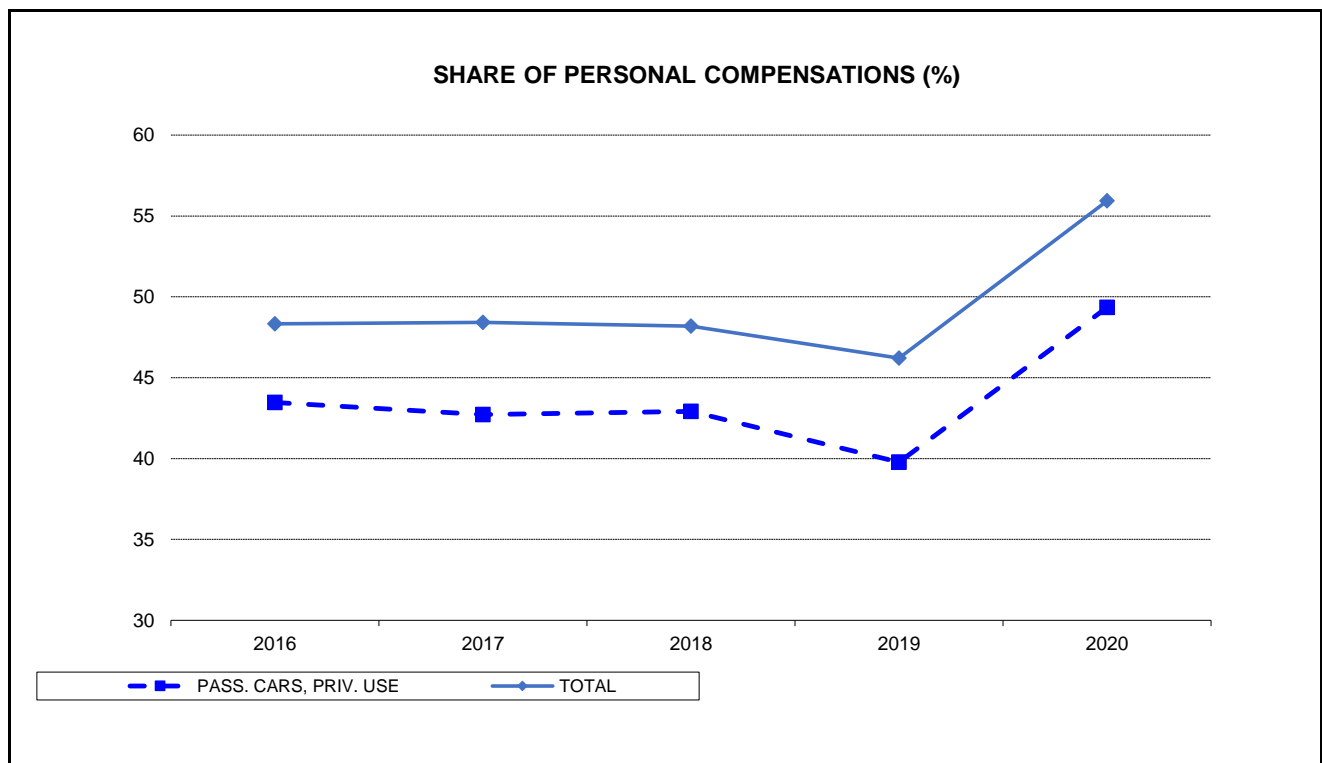
VEHICLE GROUP	YEAR OF ALLOCATION					
	2016	2017	2018	2019	2020	2016-2020
PASS. CARS, PRIV. USE	49	47	49	42	51	47
PASS. CARS, LIC. TRAFFIC	133	183	371	313	206	244
PASS. CARS AND VANS, LEAS.	80	133	59	17	43	64
VANS, PRIVATE USE	29	29	32	38	30	32
VANS, LICENSED TRAFFIC	25	41	51	50	44	44
LORRIES, PRIVATE USE	68	55	24	74	42	52
WEIGHT CLASS 6	17	24	14	79	41	35
WEIGHT CLASS 7	48	20	10	2	23	20
WEIGHT CLASS 8	335	225	77	89	53	147
LORRIES, LICENSED TRAFFIC	124	155	74	172	165	137
WEIGHT CLASS 6	82	16	25	29	4	32
WEIGHT CLASS 7	199	23	109	28	93	89
WEIGHT CLASS 8	115	199	71	215	197	159
BUSES, PRIVATE USE	12	20	7	96	20	32
BUSES, LICENSED TRAFFIC	233	446	671	210	230	373
SP. VEHICLES	18	39	26	58	24	33
MOTORCYCLES	458	422	446	409	543	456
MOPEDS	87	82	96	81	104	90
MOPED CARS	134	106	67	372	93	151
SNOWMOBILES, LEASING	1 247	1 978	2 017	879	1 808	1 535
SNOWMOBILES, OTHER	117	201	229	129	323	195
LIGHT QUADRICYCLES	73	322	245	149	120	136
HEAVY AND NOT REGISTERED QUADRICYCLES	144	75	108	92	209	129
TRACTORS AND PUB. W. V.	9	9	12	15	14	12
TRACTORS	10	7	11	13	15	11
PUBLIC WORKS VEH.	7	22	17	26	6	16
TRAILERS, CAMPING, ETC.	0	0	0	0	1	0
TRAILERS, OTHER	1	6	4	2	2	3
SCHOOL VEHICLES	22	88	73	137	158	94
GROUPS	161	716	479	242	187	285
YELLOW TEST PLATES	1	4	0	15	0	4
TOTAL WITHOUT GROUPS	46	45	48	43	52	47



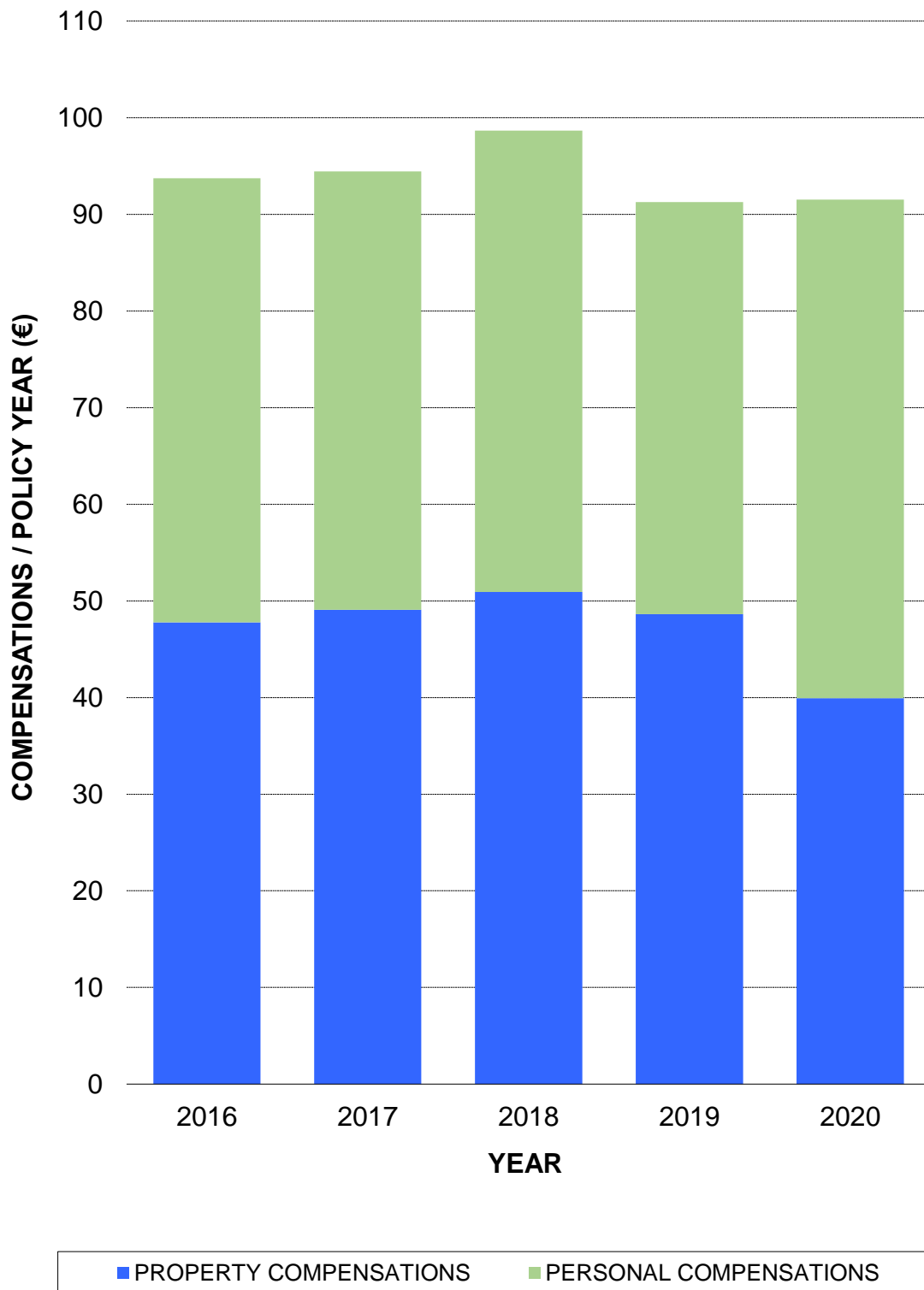
SHARE OF PERSONAL COMPENSATIONS (%)

TABLE 31

VEHICLE GROUP	YEAR OF ALLOCATION					
	2016	2017	2018	2019	2020	2016-2020
PASS. CARS, PRIV. USE	43,5	42,7	42,9	39,8	49,3	43,6
PASS. CARS, LIC. TRAFFIC	45,4	37,4	58,2	53,7	51,8	50,8
PASS. CARS AND VANS, LEAS.	50,6	56,2	36,3	16,1	36,4	41,2
VANS, PRIVATE USE	32,1	30,5	32,5	37,0	35,0	33,5
VANS, LICENSED TRAFFIC	11,5	14,3	19,7	24,4	22,2	19,0
LORRIES, PRIVATE USE	36,8	29,6	16,3	42,1	30,0	31,5
WEIGHT CLASS 6	17,9	22,3	15,2	52,7	41,1	32,4
WEIGHT CLASS 7	22,5	11,6	5,2	1,4	13,2	11,2
WEIGHT CLASS 8	54,3	38,9	20,8	29,1	19,0	35,0
LORRIES, LICENSED TRAFFIC	18,6	20,2	10,7	25,7	29,0	20,5
WEIGHT CLASS 6	18,7	3,4	2,6	7,5	2,5	7,0
WEIGHT CLASS 7	27,0	3,6	14,0	5,2	17,4	13,7
WEIGHT CLASS 8	16,8	23,8	10,9	29,7	31,7	22,7
BUSES, PRIVATE USE	12,0	24,6	8,8	51,1	24,8	30,2
BUSES, LICENSED TRAFFIC	39,2	51,3	60,8	33,1	42,7	48,5
SP. VEHICLES	24,4	36,6	28,9	47,6	32,5	35,6
MOTORCYCLES	96,9	96,9	97,0	96,9	98,1	97,2
MOPEDS	86,2	85,6	85,8	86,0	87,7	86,3
MOPED CARS	29,7	37,2	28,3	68,7	36,2	44,0
SNOWMOBILES, LEASING	97,3	96,6	96,1	93,0	94,1	95,8
SNOWMOBILES, OTHER	97,6	97,8	97,2	96,4	98,3	97,6
LIGHT QUADRICYCLES	92,5	94,0	95,0	84,8	86,4	91,8
HEAVY AND NOT REGISTERED QUADRICYCLES	94,1	89,2	90,1	89,7	95,9	92,9
TRACTORS AND PUB. W. V.	24,4	24,4	26,7	30,7	35,3	28,5
TRACTORS	35,5	28,0	36,2	38,4	46,9	37,5
PUBLIC WORKS VEH.	6,2	19,4	13,1	19,6	7,5	13,9
TRAILERS, CAMPING, ETC.	18,8	14,6	16,0	12,5	27,7	18,6
TRAILERS, OTHER	3,3	18,9	9,7	3,4	4,2	6,9
SCHOOL VEHICLES	36,2	66,6	67,3	78,3	85,7	72,1
GROUPS	36,4	57,6	41,7	26,6	30,5	40,3
YELLOW TEST PLATES	1,5	15,0	0,0	29,4	0,0	12,0
TOTAL	48,3	48,4	48,2	46,2	55,9	49,4

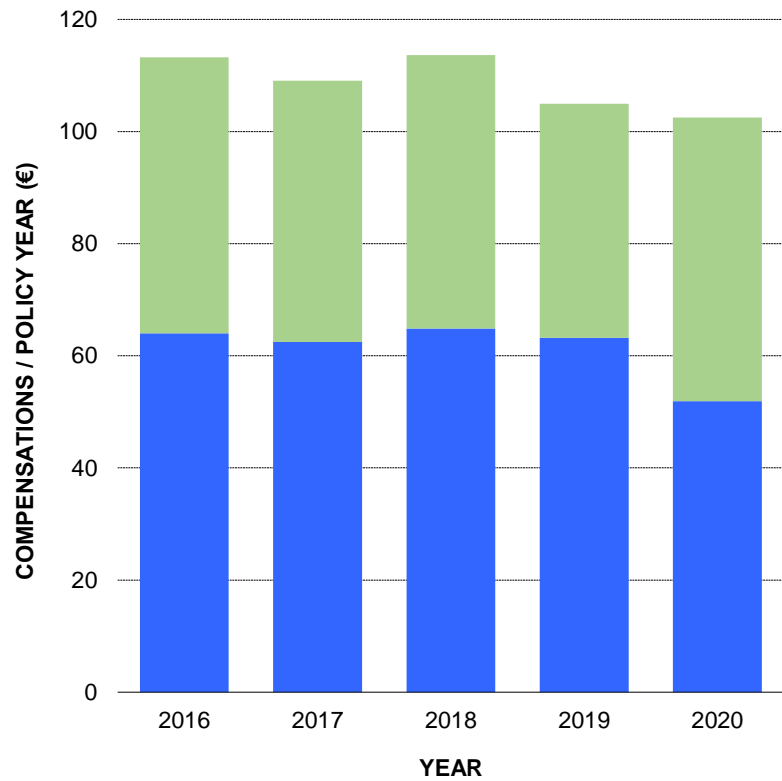


COMPENSATIONS FROM MOTOR LIABILITY INSURANCE PER POLICY YEAR AT THE 2022 LEVEL: AVERAGE MOTOR LIABILITY INSURANCE IN TOTAL



GRAPH 2

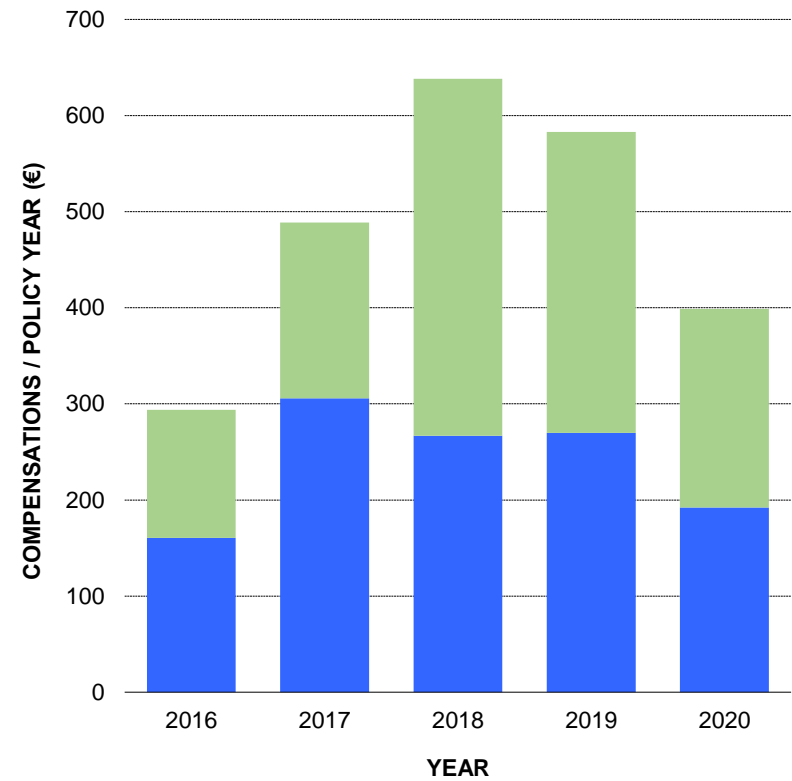
COMPENSATIONS FROM MOTOR LIABILITY INSURANCE PER POLICY YEAR AT THE 2022 LEVEL: PASSENGER CARS, PRIVATE USE



■ PROPERTY COMPENSATIONS ■ PERSONAL COMPENSATIONS

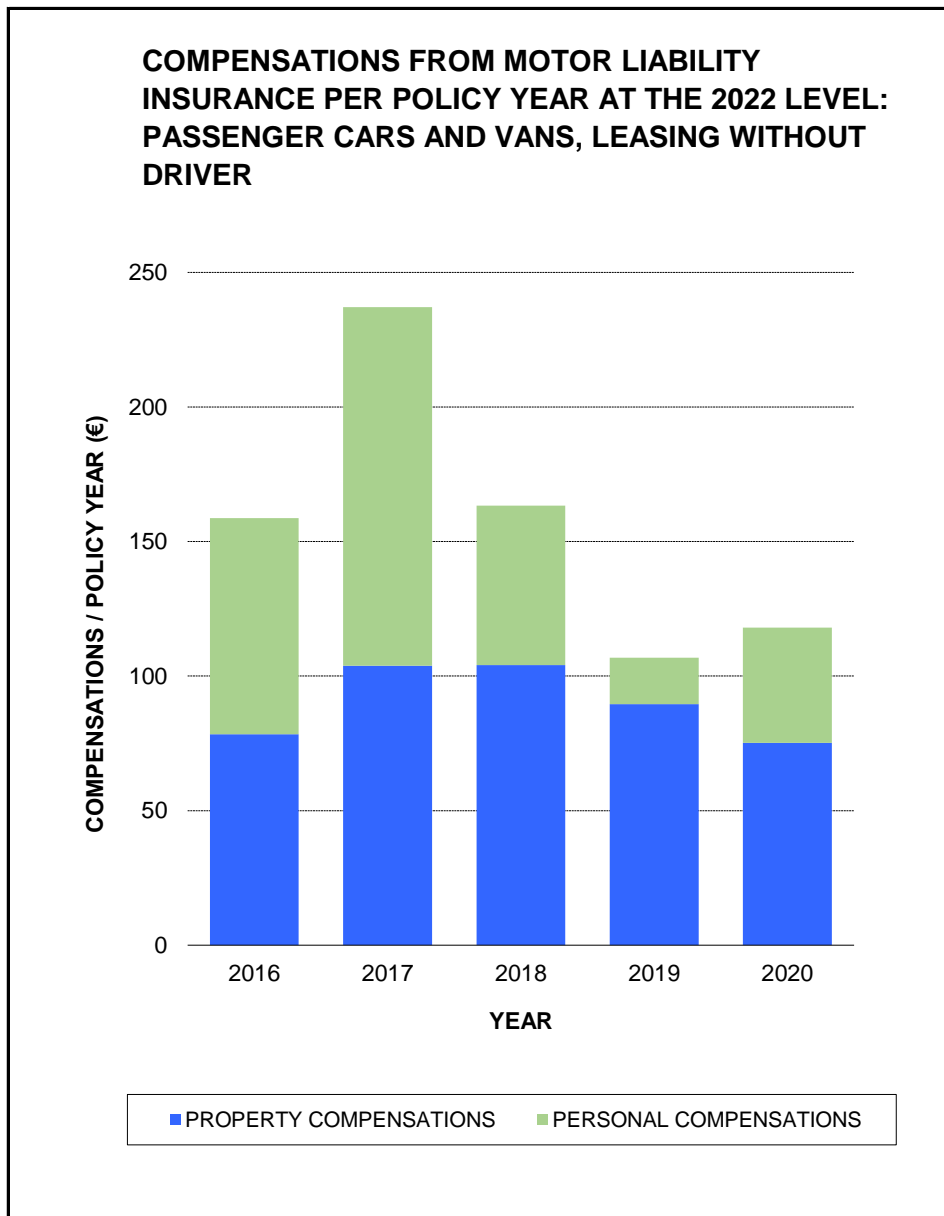
GRAPH 3

COMPENSATIONS FROM MOTOR LIABILITY INSURANCE PER POLICY YEAR AT THE 2022 LEVEL: PASSENGER CARS, LICENSED TRAFFIC



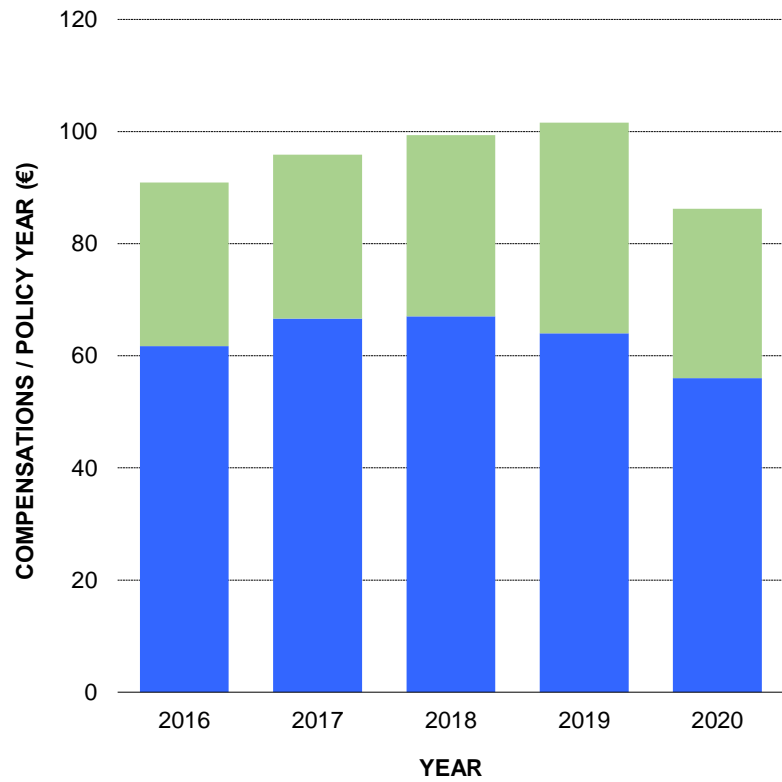
■ PROPERTY COMPENSATIONS ■ PERSONAL COMPENSATIONS

GRAPH 4



GRAPH 5

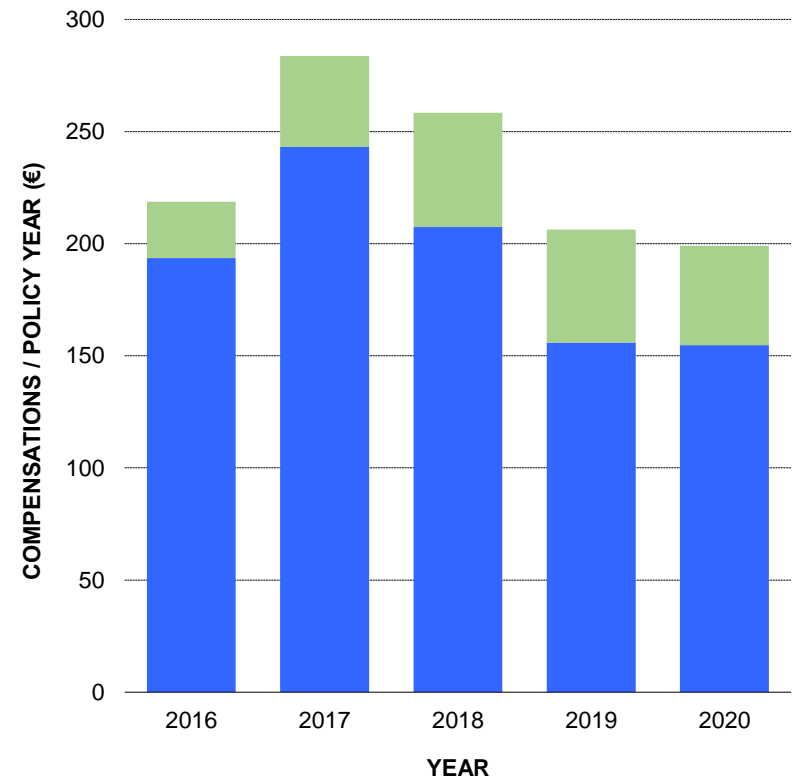
COMPENSATIONS FROM MOTOR LIABILITY INSURANCE PER POLICY YEAR AT THE 2022 LEVEL: VANS, PRIVATE USE



■ PROPERTY COMPENSATIONS ■ PERSONAL COMPENSATIONS

GRAPH 6

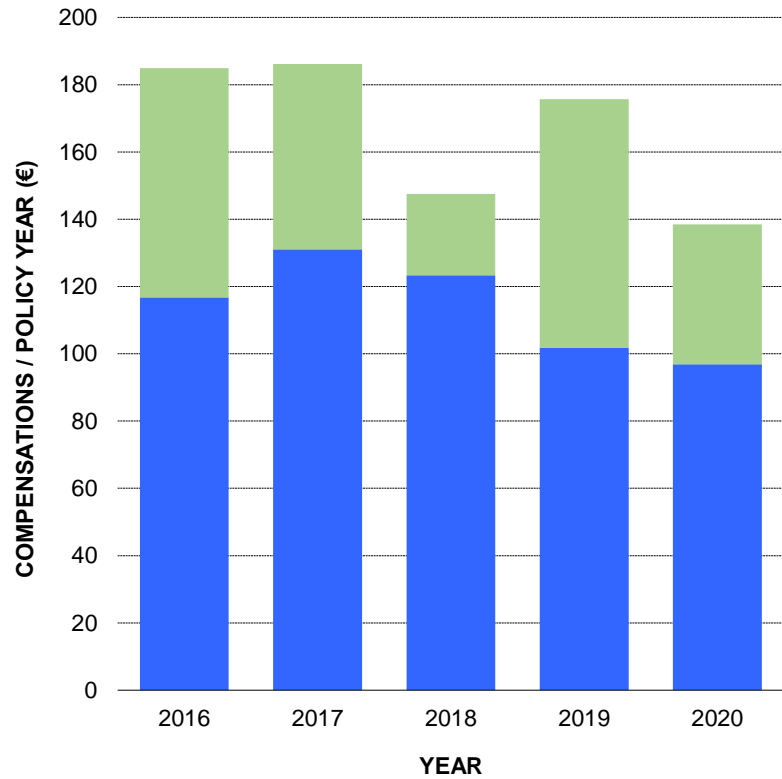
COMPENSATIONS FROM MOTOR LIABILITY INSURANCE PER POLICY YEAR AT THE 2022 LEVEL: VANS, LICENSED TRAFFIC



■ PROPERTY COMPENSATIONS ■ PERSONAL COMPENSATIONS

GRAPH 7

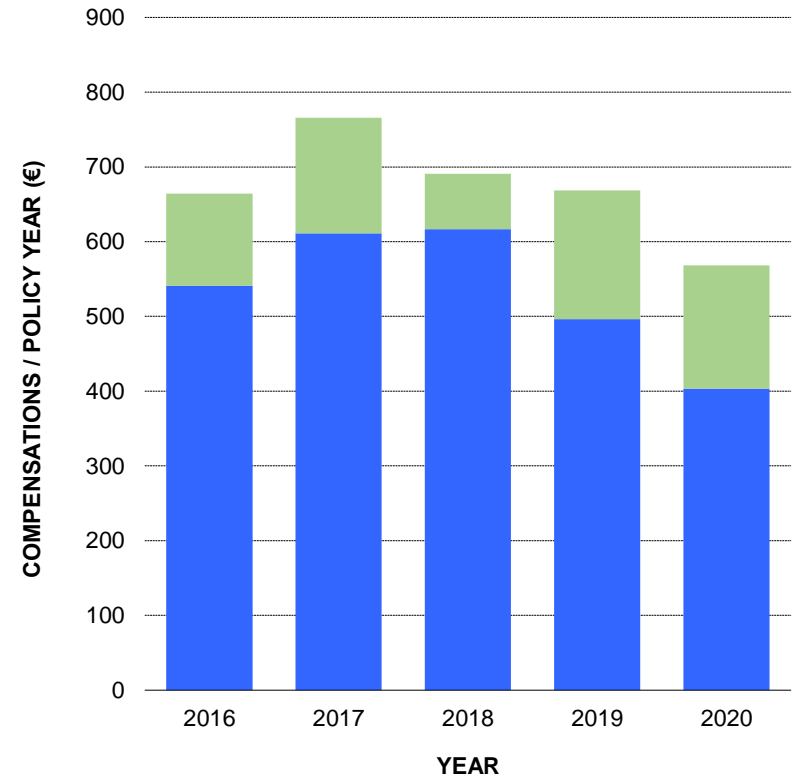
COMPENSATIONS FROM MOTOR LIABILITY INSURANCE PER POLICY YEAR AT THE 2022 LEVEL: LORRIES, PRIVATE USE



■ PROPERTY COMPENSATIONS ■ PERSONAL COMPENSATIONS

GRAPH 8

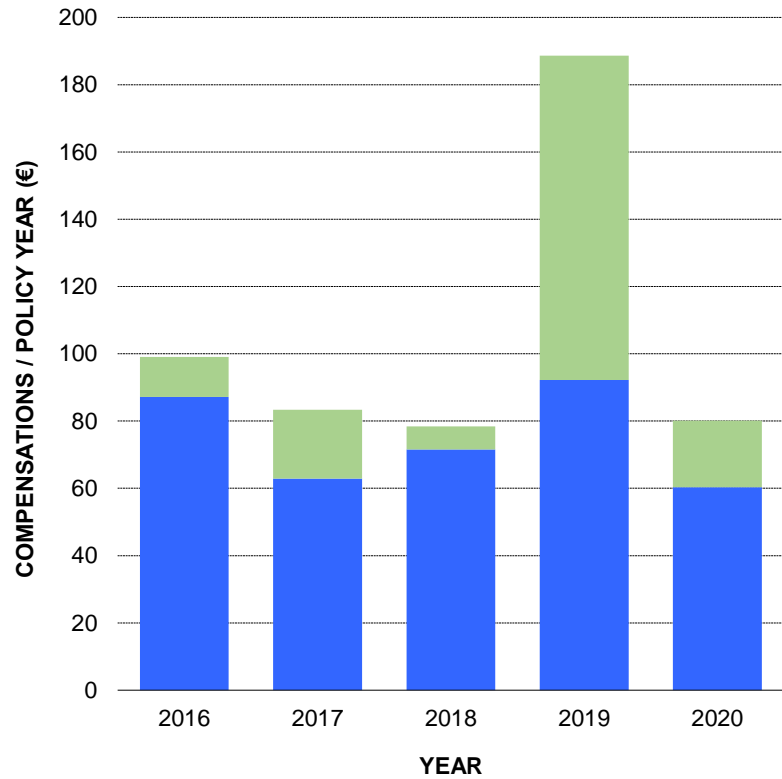
COMPENSATIONS FROM MOTOR LIABILITY INSURANCE PER POLICY YEAR AT THE 2022 LEVEL: LORRIES, LICENSED TRAFFIC



■ PROPERTY COMPENSATIONS ■ PERSONAL COMPENSATIONS

GRAPH 9

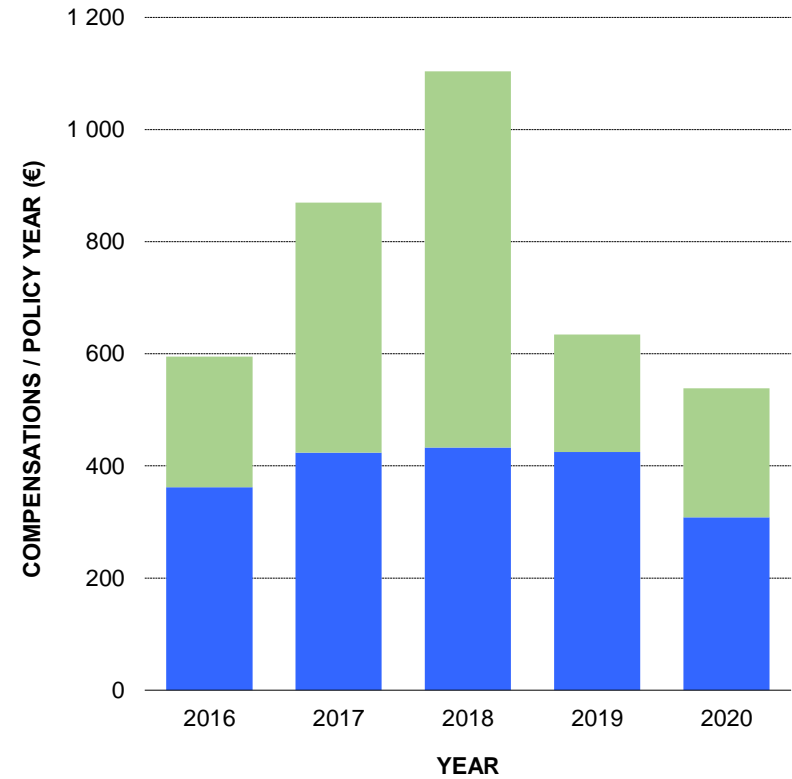
COMPENSATIONS FROM MOTOR LIABILITY INSURANCE PER POLICY YEAR AT THE 2022 LEVEL: BUSES, PRIVATE USE



■ PROPERTY COMPENSATIONS ■ PERSONAL COMPENSATIONS

GRAPH 10

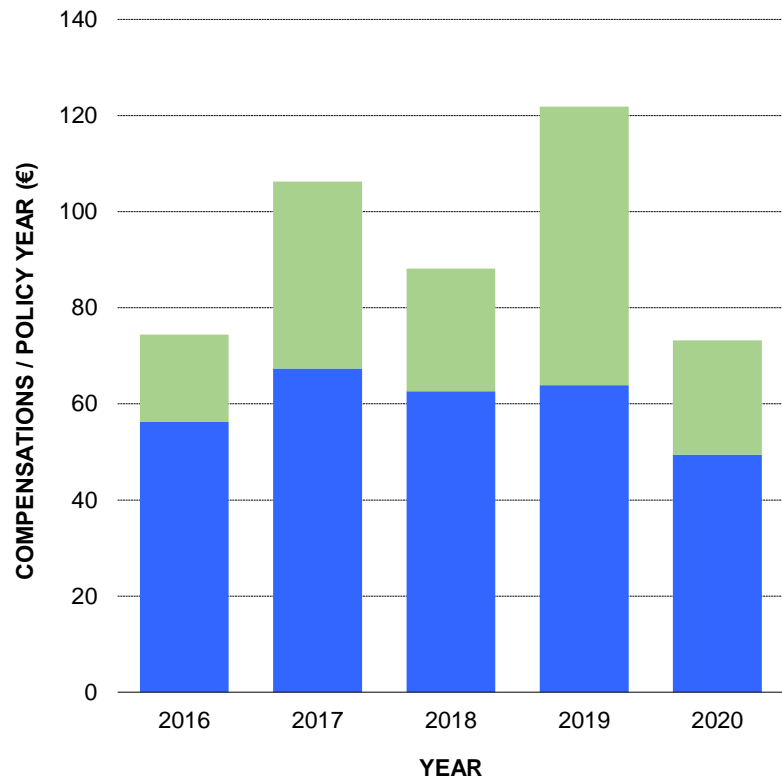
COMPENSATIONS FROM MOTOR LIABILITY INSURANCE PER POLICY YEAR AT THE 2022 LEVEL: BUSES, LICENSED TRAFFIC



■ PROPERTY COMPENSATIONS ■ PERSONAL COMPENSATIONS

GRAPH 11

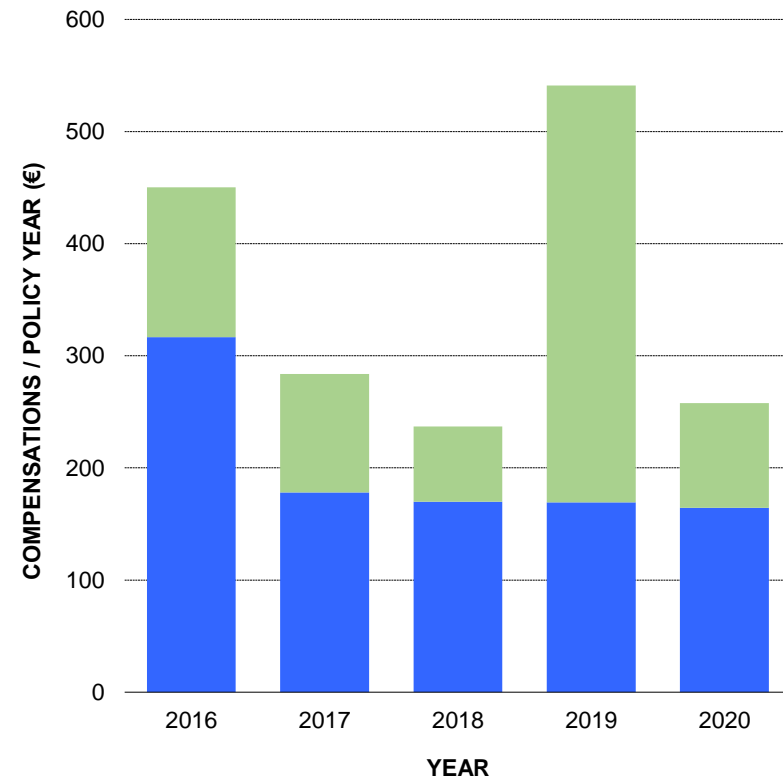
COMPENSATIONS FROM MOTOR LIABILITY INSURANCE PER POLICY YEAR AT THE 2022 LEVEL: SPECIAL VEHICLES



■ PROPERTY COMPENSATIONS ■ PERSONAL COMPENSATIONS

GRAPH 12

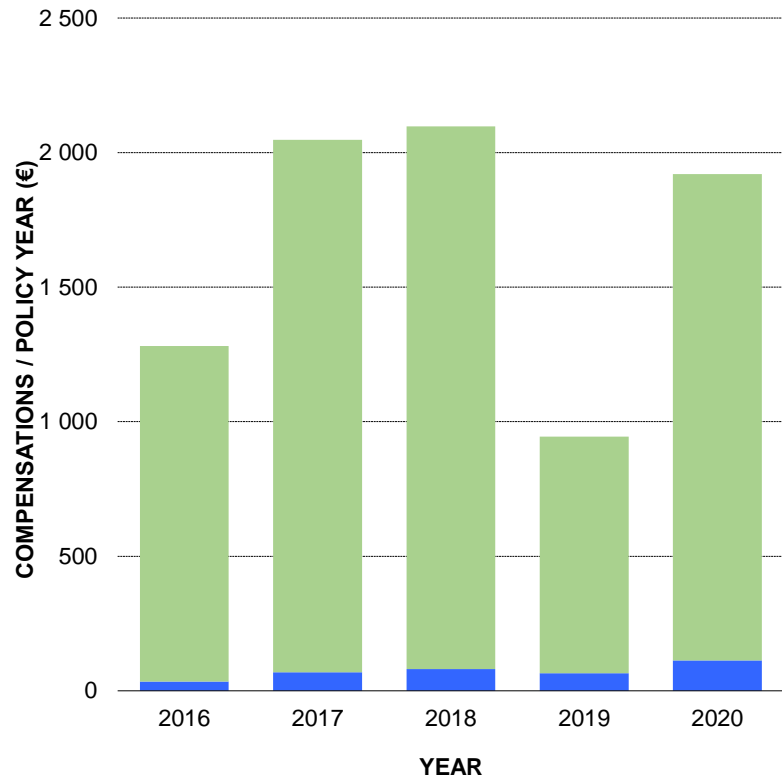
COMPENSATIONS FROM MOTOR LIABILITY INSURANCE PER POLICY YEAR AT THE 2022 LEVEL: MOPED CARS



■ PROPERTY COMPENSATIONS ■ PERSONAL COMPENSATIONS

GRAPH 13

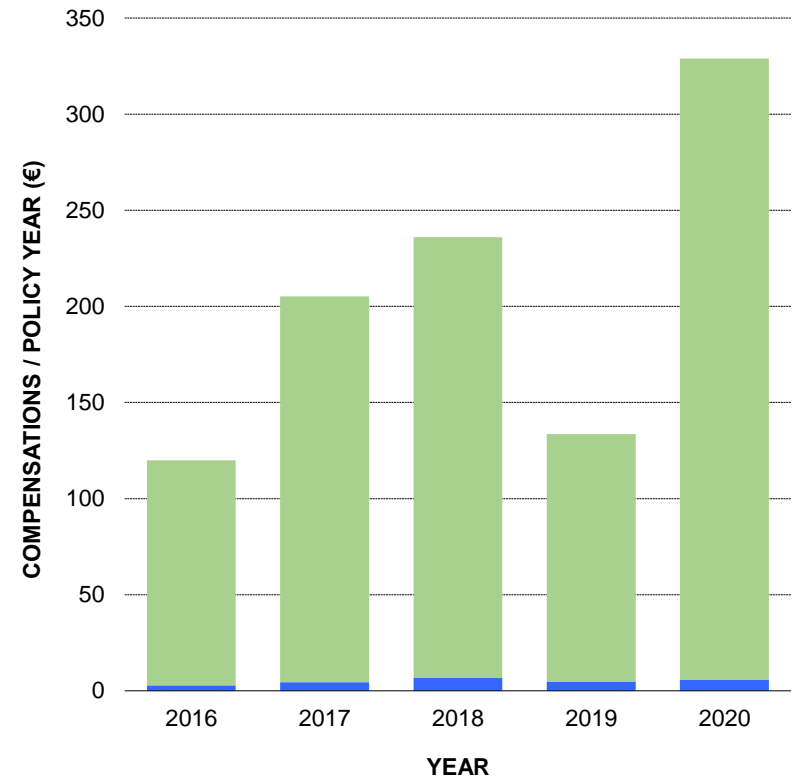
COMPENSATIONS FROM MOTOR LIABILITY INSURANCE PER POLICY YEAR AT THE 2022 LEVEL: SNOWMOBILES, LEASING



■ PROPERTY COMPENSATIONS ■ PERSONAL COMPENSATIONS

GRAPH 14

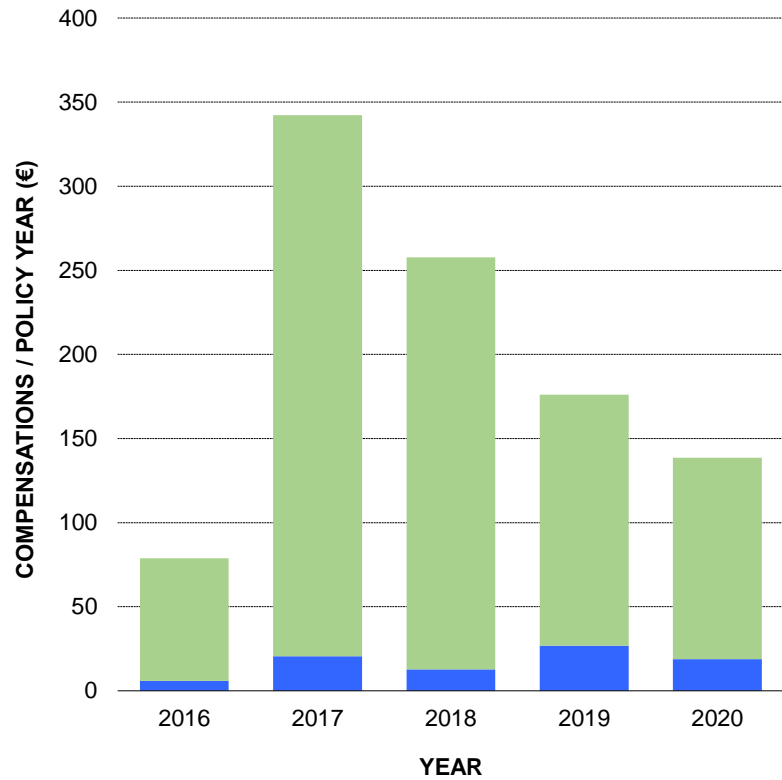
COMPENSATIONS FROM MOTOR LIABILITY INSURANCE PER POLICY YEAR AT THE 2022 LEVEL: SNOWMOBILES, OTHER



■ PROPERTY COMPENSATIONS ■ PERSONAL COMPENSATIONS

GRAPH 15

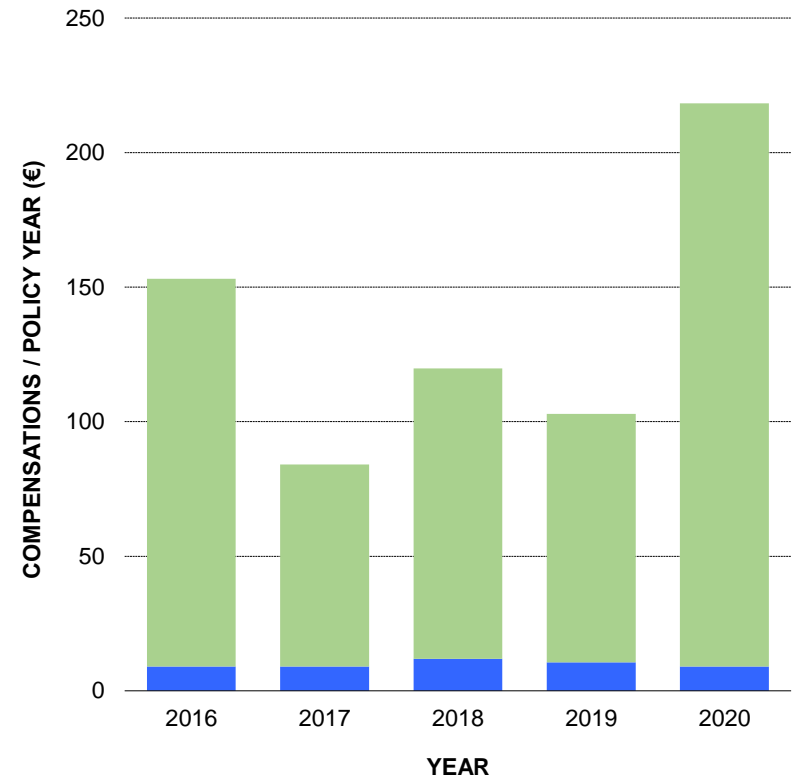
COMPENSATIONS FROM MOTOR LIABILITY INSURANCE PER POLICY YEAR AT THE 2022 LEVEL: LIGHT QUADRICYCLES



■ PROPERTY COMPENSATIONS ■ PERSONAL COMPENSATIONS

GRAPH 16

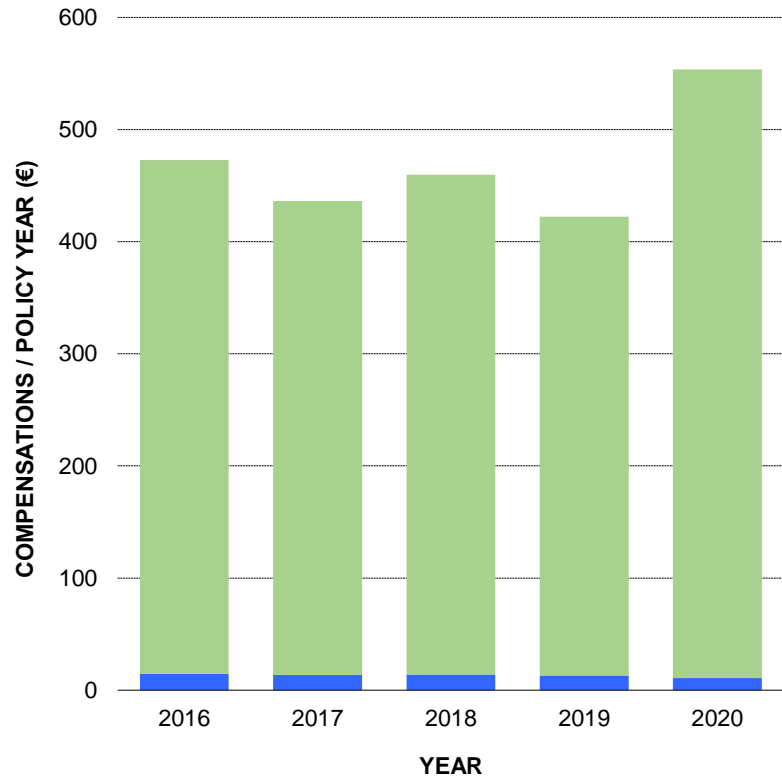
COMPENSATIONS FROM MOTOR LIABILITY INSURANCE PER POLICY YEAR AT THE 2022 LEVEL: HEAVY AND NOT REGISTERED QUADRICYCLES



■ PROPERTY COMPENSATIONS ■ PERSONAL COMPENSATIONS

GRAPH 17

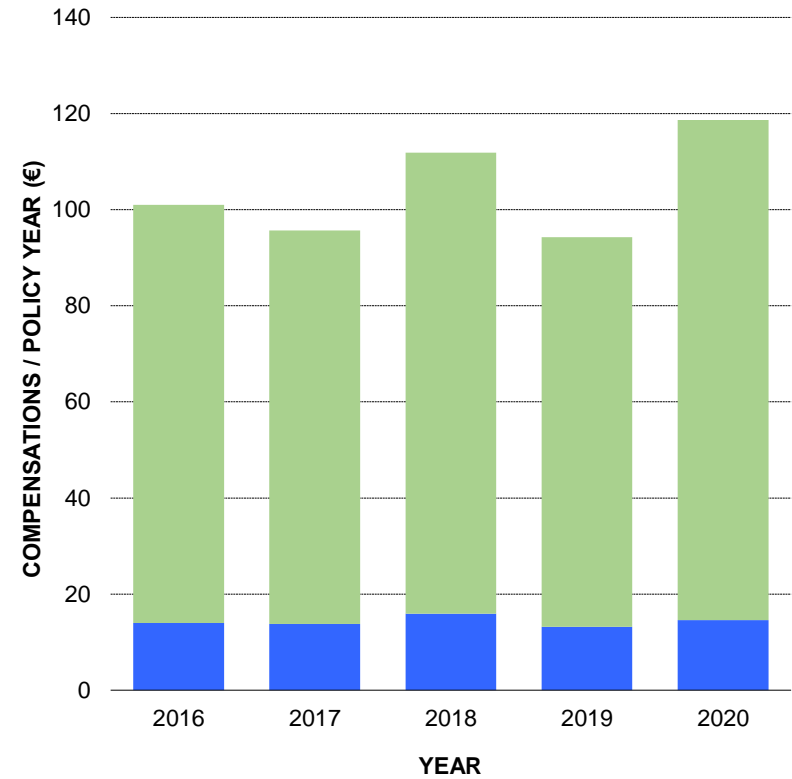
COMPENSATIONS FROM MOTOR LIABILITY INSURANCE PER POLICY YEAR AT THE 2022 LEVEL: MOTORCYCLES



■ PROPERTY COMPENSATIONS ■ PERSONAL COMPENSATIONS

GRAPH 18

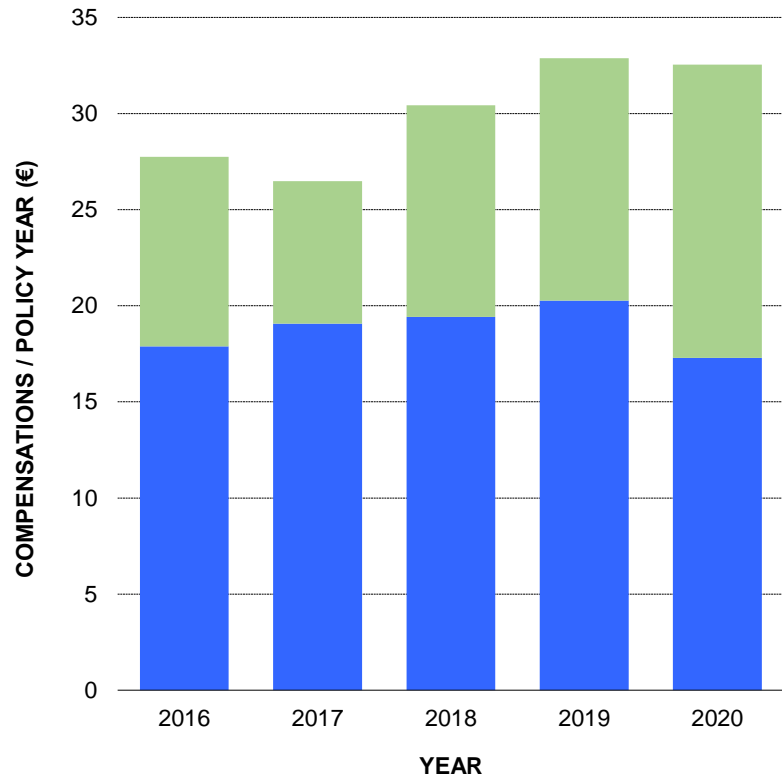
COMPENSATIONS FROM MOTOR LIABILITY INSURANCE PER POLICY YEAR AT THE 2022 LEVEL: MOPEDS



■ PROPERTY COMPENSATIONS ■ PERSONAL COMPENSATIONS

GRAPH 19

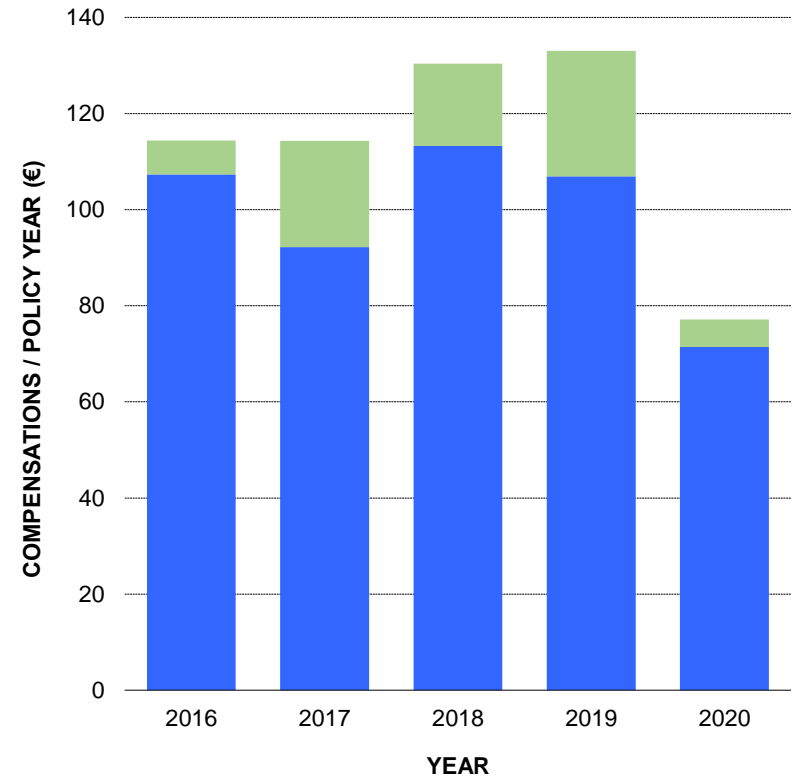
COMPENSATIONS FROM MOTOR LIABILITY INSURANCE PER POLICY YEAR AT THE 2022 LEVEL: TRACTORS



■ PROPERTY COMPENSATIONS ■ PERSONAL COMPENSATIONS

GRAPH 20

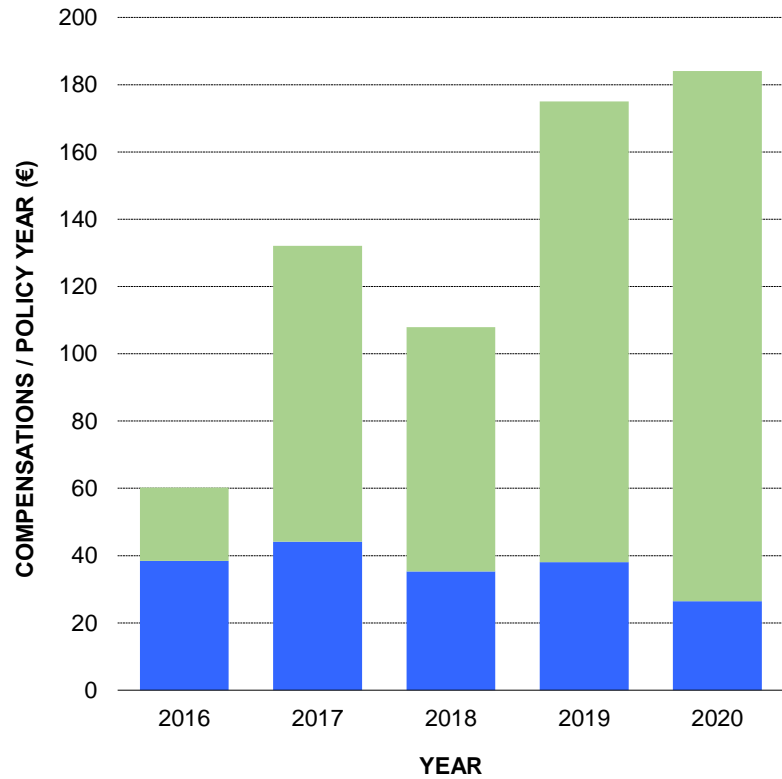
COMPENSATIONS FROM MOTOR LIABILITY INSURANCE PER POLICY YEAR AT THE 2022 LEVEL: PUBLIC WORKS VEHICLES



■ PROPERTY COMPENSATIONS ■ PERSONAL COMPENSATIONS

GRAPH 21

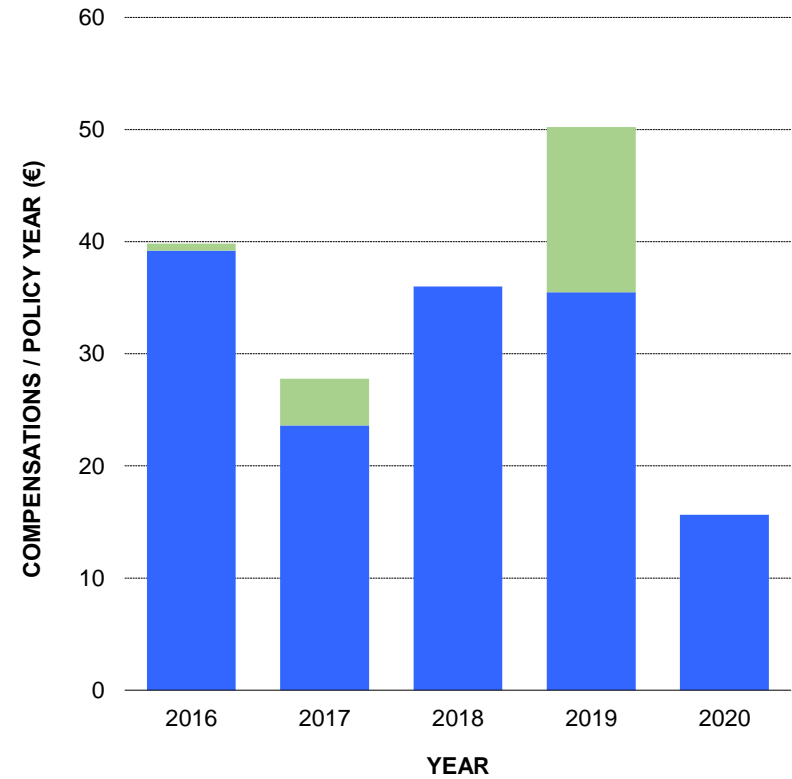
COMPENSATIONS FROM MOTOR LIABILITY INSURANCE PER POLICY YEAR AT THE 2022 LEVEL: SCHOOL VEHICLES



■ PROPERTY COMPENSATIONS ■ PERSONAL COMPENSATIONS

GRAPH 22

COMPENSATIONS FROM MOTOR LIABILITY INSURANCE PER POLICY YEAR AT THE 2022 LEVEL: YELLOW TEST PLATES



■ PROPERTY COMPENSATIONS ■ PERSONAL COMPENSATIONS